

Norton

REGD TRADE MARK

SPARE PARTS LIST

•
All Models

PRICE

1/-

PHONE
ASTON CROSS
0776 (3 Lines)
Private Branch Exchange

GRAMS
"NORTON"
BIRMINGHAM."

NORTON MOTORS LTD.
BRACEBRIDGE STREET
BIRMINGHAM 6 ENGLAND

Part 100

PRICE INCREASE

The price of all Norton Spare Parts is subject
to an increase of **10%**

Norton Motors Ltd.

BIRMINGHAM

CONTENTS.

	Page No.	Illustration Page No.
Instructions for ordering Spare Parts ..	2	—
Crankcases, Flywheels, Main Bearings, etc.	3, 4, 5	I.
Crankcase Bolts	5	—
Timing Gear and Tappet Parts, etc. ..	5, 6	I.
Push Rods and Fittings	6, 7	I. & II.
O.H.C. Vertical Shaft Drive and Rocker Box, etc.	7, 8	II.
Magneto and Magdyno Driving Parts ..	8	II.
Lucas Magdyno Parts	8	II.
Dry Sump Oil Pump and Drive Parts ..	8, 9	II.
Cylinders, Valves, etc.	9, 10	III. & IV.
Connecting Rod and Piston Assembly ..	10	IV.
AMAL Carburetters	11, 12	IV.
Exhaust Pipes and Silencers	13	V.
Norton Forks and Steering Damper ..	13, 14, 15	V.
Handlebars and Fittings	15, 16	VI.
Petrol and Oil Tanks	16, 17	VI.
Gear Box (Four Speed)	17, 18, 19	VII.
Gear Box Gate-Change Control Parts ..	20	VII.
Positive Stop Foot Change Parts	20	VII.
Wheel and Hub Parts	20, 21, 22	VIII.
Transmission	22, 23	VIII. & IX.
Rear Brake Parts	23	IX.
Footrests and Footboards	23, 24	IX.
Frames, Mudguards, Stands, etc.	24, 25	IX. & X.
Tools	25	—
Legshields	26	X.

INSTRUCTIONS FOR ORDERING SPARE PARTS.

This Spare Parts List deals with replacement parts for all Models subsequent to 1936.

It is most essential that the Engine and Frame Number of the machine is stated. The Engine Number is to be found on the transmission side of the Crankcase, and the Frame Number is stamped on the Head Lug of the Frame, below the steering damper anchor plate. It is always advisable to order parts on a separate sheet, and not to include on the same sheet other matter of a different nature; this facilitates prompt despatch.

It is found in a number of instances that money orders and postal orders are sent in parcels containing patterns; this is inadvisable. We strongly recommend parts as patterns being despatched separately, and a covering letter sent containing the remittance for replacement parts.

RETURNING MACHINES FOR OVERHAULING.

When returning machines or parts for repair or overhaul, these should be sent carriage paid, and with the sender's name and address in full **securely** attached. It is also advisable to state on the tally that a letter has been sent respecting the parts, and giving the date. All easily detached fittings should be removed, such as Lamps, Horns, Tool Bags, Speedometers, etc., these are liable to be lost or damaged in transit, and the Company cannot accept any responsibility for them.

ESTIMATES FOR REPAIRING MACHINES.

We are always prepared to give approximate estimates for the cost of repairs; it is quite impossible to give a firm quotation. Additional parts may be found necessary during the process of repair, unforeseen when preparing an estimate. Should our estimate for repair not be accepted, a charge may be made in accordance with work entailed in dismantling and re-assembling. When we give an estimate for the cost of repairs, and this is curtailed by the owner, we cannot accept any responsibility for the performance of the machine, it is always preferable to accept our estimate in full.

TERMS OF BUSINESS.

Our terms are strictly nett cash with order or cash against repayment invoice. The exact amount, including postage, must be remitted, or when the cost of the parts required is unknown a sum likely to cover the cost should be enclosed, if the amount remitted is more than the cost of the parts that are ordered, the balance will either be placed to a credit account or returned at our clients' option. Cheques and Postal Orders should be made payable to "Norton Motors Ltd." and crossed Barclays Bank Ltd. Prices quoted in this list do not include the cost of carriage or fitting. We reserve the right to alter prices or specification of any parts at any time without notice. Where parts are urgently required, remittance may be sent by Telegraphic Money Order, **but it is absolutely essential that the sender fill in his name and address in the space provided on the Post Office Money Order Form.** Unless this is done, the Post Office do not give us the information in the telegram. It is necessary that all orders given by wire or 'phone should be confirmed by letter at the earliest opportunity.

DEPOSIT ACCOUNT.

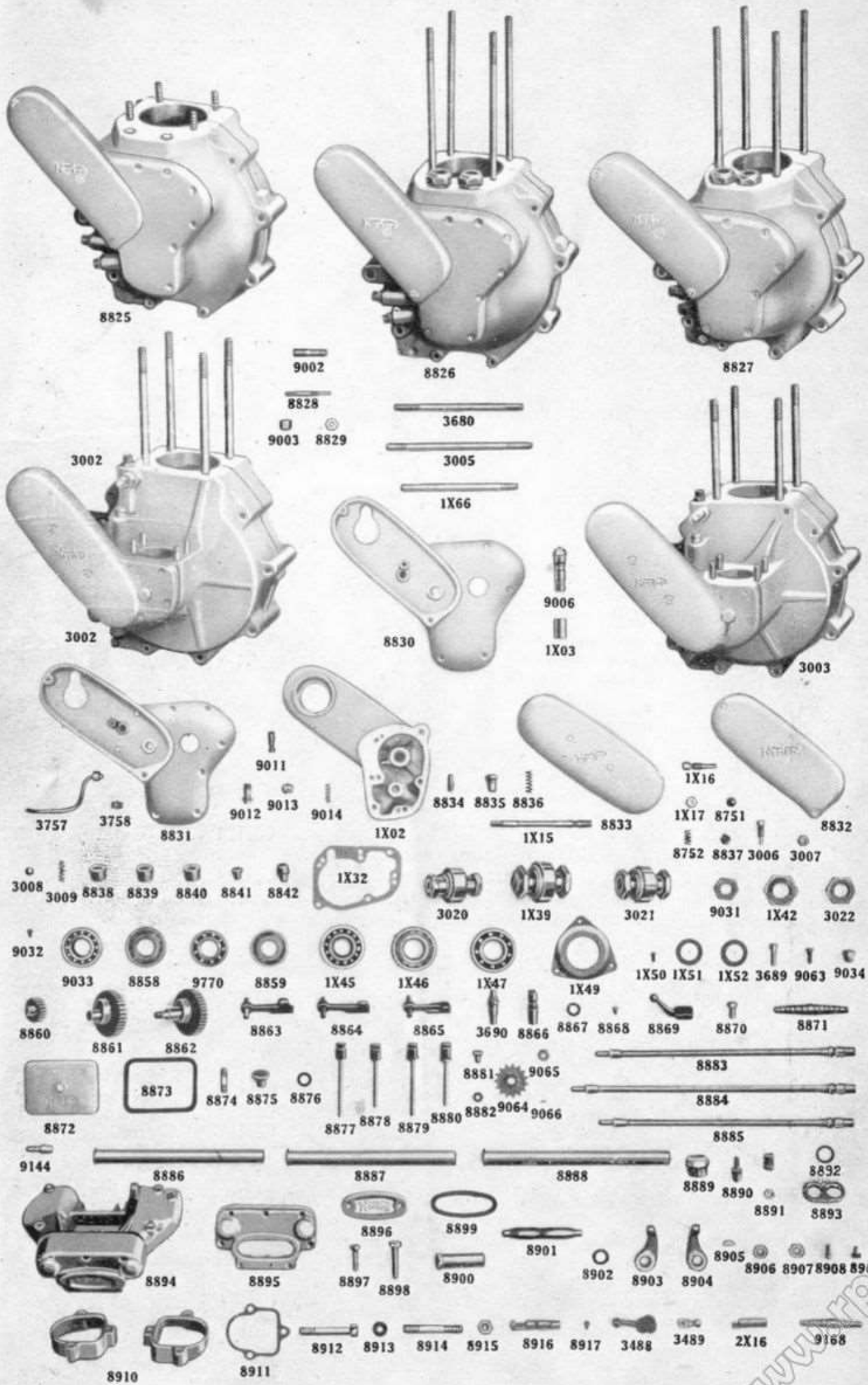
We strongly recommend riders of our machines to open a deposit account; this can be done by depositing with us not less than £4. This will ensure goods to that value being despatched with the least possible delay. When ordering by 'phone, wire or post, this often avoids great inconvenience, and for the benefit of the depositor, a monthly statement of account is rendered, showing credit balance. Under no circumstances whatever, can parts be despatched without remittance covering same, has been sent, unless a deposit account is opened. Should the machine be disposed of at a later date, we are always prepared to remit any amount that may be remaining.

PARTS BY C.O.D. SYSTEM.

Unless remittance is received with order, parts are despatched by C.O.D. System or against pro-forma invoice at our discretion.

CRANKCASES, FLYWHEELS, MAIN BEARINGS, ETC.

Part No.		For Models	£	s.	d.
8825	Crankcase with Timing Cover, Magneto Chain Cover, Bushes, Studs, Bolts and Nuts complete	1 & 16H	6	6	0
8826	Crankcase with Timing Cover, Magneto Chain Cover, Bushes, Studs, Bolts and Nuts complete	18, 19, 20, ES2	6	6	0
8827	Crankcase with Timing Cover, Magneto Chain Cover, Bushes, Studs, Bolts and Nuts complete	50 & 55	6	6	0
3002	Crankcase with Timing Cover, Magneto Chain Cover, Bushes, Studs, Bolts and Nuts complete	CS1 & 30	8	10	0
3003	Crankcase with Timing Cover, Magneto Chain Cover, Bushes, Studs, Bolts and Nuts complete	CJ & 40	8	10	0
9002	Crankcase Cylinder Stud	1, 16H			6
8828	Crankcase Cylinder Base and Valve Lubrication Stud	1 & 16H	2		0
3680	Crankcase Cylinder Stud	18, 20, ES2, 50 & 55			6
3005	Crankcase Cylinder Stud	19			6
1X66	Crankcase Cylinder Stud	CS1, 30, CJ, 40			6
9033	Crankcase Cylinder Stud Nut	1 & 16H			10
8829	Crankcase Cylinder Base and Valve Lubrication Stud Nut	1 & 16H			3
8830	Crankcase Timing Cover with Bushes	1, 16H, 18, 19, 20 & ES2	1	5	0
8831	Crankcase Timing Cover with Bushes	50 & 55	1	5	0
1X02	Crankcase Bevel Cover with Bush	CS1, CJ, 30 & 40...	1	2	6
NOTE.—WHEN ORDERING REPLACEMENT CRANKCASE TIMING OR BEVEL COVERS IT IS ESSENTIAL TO RETURN THE REMAINDER OF CRANKCASE FOR FITTING OF NEW COVER.					
9006	Oil Pump, Tell Tale complete	CS1, CJ, 30 & 40...	6		0
1X03	Crankcase Bevel Cover Bush	CS1, CJ, 30 & 40...	3		0
8832	Magneto Chain Cover	1, 16H, 18, 19, 20, ES2, 50 & 55	8		0
8833	Magneto Chain Cover	CS1, CJ, 30 & 40...	8		0
3757	Magneto Chain Cover Pipe	1, 16H, 18, 19, 20, ES2, 50 & 55	1		6
3758	Magneto Chain Cover Pipe Union	1, 16H, 18, 19, 20, ES2, 50 & 55			9
9011	Timing Cover and Mainshaft Oil Connection Jet	CS1, CJ, 30 & 40...	2		6
9012	Timing Cover and Mainshaft Oil Connection Jet Holder	CS1, CJ, 30 & 40...	2		0
9013	Timing Cover and Mainshaft Oil Connection Jet Nut	CS1, CJ, 30 & 40...			6
9014	Timing Cover and Mainshaft Oil Connection Jet Spring	CS1, CJ, 30 & 40...			2
8834	Timing Cover and Mainshaft Oil Connection Jet	1, 16H, 18, 19, 20, ES2, 50 & 55	2		0
8835	Timing Cover and Mainshaft Oil Connection Jet Holder	1, 16H, 18, 19, 20, ES2, 50 & 55	2		6
8836	Timing Cover and Mainshaft Oil Connection Jet Spring	1, 16H, 18, 19, 20, ES2, 50 & 55			1
1X15	Cylinder Feed Lubrication Crankcase Bolt	CS1, CJ, 30 & 40...	3		6
1X16	Cylinder Feed Lubrication Adjuster Screw	CS1, CJ, 30 & 40...	1		0
1X17	Cylinder Feed Lubrication Adjuster Screw Locknut...	CS1, CJ, 30 & 40...			2
8751	Timing Gear Lubrication Ball	1, 16H, 18, 19, 20, ES2, 50 & 55			1
8752	Timing Gear Lubrication Ball Spring	1, 16H, 18, 19, 20, ES2, 50 & 55			1
8837	Timing Gear Lubrication Ball Spring Screw	1, 16H, 18, 19, 20, ES2, 50 & 55			4
3006	Pressure Release Adjusting Screw	CS1, CJ, 30 & 40...	1		0
3007	Pressure Release Adjusting Screw Locknut	CS1, CJ, 30 & 40...			2
3008	Pressure Release Ball	CS1, CJ, 30 & 40...			1
3009	Pressure Release Ball Spring	CS1, CJ, 30 & 40...			1
8838	Camshaft Bush (Crankcase) Inlet or Exhaust	1, 16H, 18, 19, 20, ES2, 50 & 55	2		6
8839	Camshaft Bush (Timing Cover) Inlet	1, 16H, 18, 19, 20, ES2, 50 & 55...	2		6



CRANKCASES, FLYWHEELS, MAIN BEARINGS, ETC.—continued.

Part No.		For Models	£	s.	d.
8840	Camshaft Bush (Timing Cover) Exhaust	1, 16H, 18, 19, 20, ES2, 50 & 55		2	6
8841	Rocker Shaft Bush (Crankcase)	1, 16H, 18, 19, 20, ES2, 50 & 55		2	3
8842	Rocker Shaft Bush (Timing Cover)	1, 16H, 18, 19, 20, ES2, 50 & 55		2	3
1X32	Bevel Cover Paper Washer	CS1, CJ, 30 & 40...			5
3012	Oil Filter for Crankcase Bevel Chamber (not illustrated)	CS1, CJ, 30 & 40...		2	6
8843	Flywheels complete with Shafts, Crankpin Bearing and Connecting Rod (not illustrated)	1	5	11	6
8844	Flywheels complete with Shafts, Crankpin Bearing and Connecting Rod (not illustrated)	18, 20 & ES2	5	11	6
8845	Flywheels complete with Shafts, Crankpin Bearing and Connecting Rod (not illustrated)	16H	5	11	6
8846	Flywheels complete with Shafts, Crankpin Bearing and Connecting Rod (not illustrated)	19	5	11	6
8847	Flywheels complete with Shafts, Crankpin Bearing and Connecting Rod (not illustrated)	50 & 55	5	11	6
1X33	Flywheels complete with Shafts, Crankpin Bearing and Connecting Rod (not illustrated)	CS1 & 30	6	10	0
3013	Flywheels complete with Shafts, Crankpin Bearing and Connecting Rod (not illustrated)	CJ & 40	6	10	0
8848	Flywheel Timing Side with Shaft only (not illustrated)	1	1	14	0
8849	Flywheel Timing Side with Shaft only (not illustrated)	18, 20, ES2	1	14	0
8850	Flywheel Timing Side with Shaft only (not illustrated)	16H	1	14	0
8851	Flywheel Timing Side with Shaft only (not illustrated)	19	1	14	0
8852	Flywheel Timing Side with Shaft only (not illustrated)	50 & 55	1	14	0
1X35	Flywheel Timing Side with Shaft only (not illustrated)	CS1 & 30	1	17	6
3016	Flywheel Timing Side with Shaft only (not illustrated)	CJ & 40	1	17	6
8853	Flywheel Driving Side with Shaft only (not illustrated)	1	1	14	0
8854	Flywheel Driving Side with Shaft only (not illustrated)	18, 20, ES2	1	14	0
8855	Flywheel Driving Side with Shaft only (not illustrated)	16H	1	14	0
8856	Flywheel Driving Side with Shaft only (not illustrated)	19	1	14	0
8857	Flywheel Driving Side with Shaft only (not illustrated)	50 & 55	1	14	0
1X36	Flywheel Driving Side with Shaft only (not illustrated)	CS1 & 30	1	15	0
3019	Flywheel Driving Side with Shaft only (not illustrated)	CJ & 40	1	15	0
3020	Crankpin Bearing with Nuts	1, 16H, 18, 19, 20, ES2, 50 & 55	1	8	0
1X39	Crankpin Bearing with Nuts	CS1 & 30	1	18	0
3021	Crankpin Bearing with Nuts	CJ & 40	1	18	0
9031	Crankpin Bearing Nut	1, 16H, 18, 19, 20, ES2, 50 & 55			8
1X42	Crankpin Bearing Nut	CS1 & 30	2	6	
3022	Crankpin Bearing Nut	CJ & 40	2	6	
9032	Crankpin Bearing Nut Locking Screw	All Models			1
NOTE.—CRANKPIN SPARE PARTS CANNOT BE SUPPLIED SEPARATELY, EACH OUTER RACE HAS ITS INDIVIDUAL PIN.					
9033	Mainshaft Ball Bearing	1, 16H, 18, 19, 20, & ES2	10	9	
8858	Mainshaft Roller Bearing	1, 16H, 18, 19, 20, & ES2	18	3	
9700	Mainshaft Ball Bearing	50 & 55	10	6	
8859	Mainshaft Roller Bearing	50 & 55	15	6	
1X45	Mainshaft Bearing Timing Side	CS1, CJ, 30 & 40...	12	9	
1X46	Mainshaft Bearing Driving Side (Roller)	CS1, CJ, 30 & 40...	19	6	
1X47	Mainshaft Bearing Driving Side (Ball)	CS1, CJ, 30 & 40...	11	9	
1X49	Mainshaft Bearing Securing Plate	CS1, CJ, 30 & 40...	1	9	
1X50	Mainshaft Bearing Securing Plate Screw	CS1, CJ, 30 & 40...			1
1X51	Mainshaft Packing Washer between Mainshaft Bearing and Flywheel, Timing Side	CS1, CJ, 30 & 40...			1
1X52	Mainshaft Packing Washer between Mainshaft Bearing and Flywheel, Driving Side	CS1, CJ, 30 & 40...			1
3689	Timing Cover Screw (Cheesehead)	1, 16H, 18, 19, 20,			

CRANKCASES, FLYWHEELS, MAIN BEARINGS, ETC.—continued.

Part No.				For Models	£	s.	d.
9063	Timing Cover Screw (Countersunk)	1, 16H, 18, 19, 20, ES2, 50 & 55			3
9034	Crankcase or Chaincase Drain Plug	All Models			6

CRANKCASE BOLTS (not illustrated).

NOTE.—LENGTH OF ALL BOLTS WITH HEADS IS MEASURED UNDER HEAD.

				For Models			
3023	Crankcase Engine Plate Bolt	$\frac{7}{16}$ " × 4 3/32"	...	CS1 & 30	...		1 3
3024	Crankcase Engine Plate Bolt	$\frac{7}{16}$ " × 4 7/32"	...	1, 16H, 18, 19, 20 & ES2	...		1 3
3025	Crankcase Engine Plate Bolt	$\frac{7}{16}$ " × 3 1/2"	...	1, 16H, 18, 19, 20, & ES2	...		1 3
3026	Crankcase Engine Plate Bolt	$\frac{9}{16}$ " × 4 1/32"	...	CJ & 40	...		1 3
3027	Crankcase Engine Plate Bolt	$\frac{9}{16}$ " × 3 3/16"	...	50 & 55	...		1 3
3028	Crankcase Engine Plate Bolt	$\frac{9}{16}$ " × 3 5/8"	...	CS1, CJ, 30 & 40...	...		1 3
3029	Crankcase Engine Plate Bolt	$\frac{1}{2}$ " × 3 3/4"	...	1, 16H, 18, 19, 20...	...		1 3
3030	Crankcase Engine Cradle Bolt	$\frac{1}{2}$ " × 4 3/8"	...	ES2, CS1, CJ, 30 & 40	...		1 3
3031	Crankcase Top Rear Bolt	$\frac{9}{16}$ " × 4 3/8"	...	18, 19, 20, ES2, 50 & 55	...		1 3
3032	Crankcase Front Bottom Bolt	$\frac{9}{16}$ " × 2 1/8"	...	1, 16H, 18, 19, 20, ES2, 50 & 55	...		1 3
3033	Crankcase Top Front Bolt	$\frac{9}{16}$ " × 3 3/16"	...	CS1, CJ, 30 & 40...	...		1 3
3034	Crankcase Top Front Bolt	$\frac{1}{2}$ " × 2 3/4"	...	1, 16H, 18, 19, 20, ES2, 50 & 55	...		1 3
3035	Crankcase Top Rear Bolt	$\frac{5}{16}$ " × 2 1/4"	...	1 & 16H	...		1 3
3036	Crankcase Bottom Bolt	$\frac{5}{16}$ " × 3 1/8"	...	1, 16H, 18, 19, 20, 50 & 55	...		1 3
9038	Magneto Base Plate Bolt	$\frac{7}{16}$ " × 4 3/8"	...	1, 16H, 18, 19, 20, ES2, 50 & 55	...		1 3

NOTE.—PRICES QUOTED ARE WITH NUTS COMPLETE.

TIMING GEARS AND TAPPET PARTS, ETC.


8860	Half Time Pinion	1, 16H, 18, 19, 20, ES2, 50 & 55	...		5 0
8861	Exhaust Cam Wheel complete	1, 16H, 18, 19, 20, ES2, 50 & 55	...	1 3 6	
8862	Inlet Cam Wheel complete	1, 16H, 18, 19, 20, ES2, 50 & 55	...	1 5 0	
8863	Rocker, Inlet or Exhaust (Crankcase)	1 & 16H	...		4 6
8864	Rocker, Inlet or Exhaust (Crankcase)	18, 19, 20 & ES2...	...		4 6
8865	Rocker, Inlet or Exhaust (Crankcase)	50 & 55	...		4 6
3690	Tappet Guide, Inlet or Exhaust	1 & 16H	...		2 6
8866	Exhaust Valve Lifter	1 & 16H	...		2 6
8867	Exhaust Valve Lifter Felt Washer	1 & 16H	...		2
8868	Exhaust Valve Lifter Securing Screw	1 & 16H	...		3
8869	Exhaust Valve Lifter Lever	1, 16H, 18, 19, 20, ES2, 50 & 55	...		4 9
8870	Exhaust Valve Lifter Lever Securing Bolt	1, 16H, 18, 19, 20, ES2, 50 & 55	...		3
8871	Exhaust Valve Lifter Return Spring	1 & 16H	...		1 3
8872	Valve Cover	1 & 16H	...		4 3
8873	Valve Cover Washer	1 & 16H	...		3
8874	Valve Cover Securing Stud	1 & 16H	...		4
8875	Valve Cover Securing Knurled Nut	1 & 16H	...		1 9
8876	Valve Cover Securing Knurled Nut Fibre Washer	1 & 16H	...		2
8877	Tappet Adjustable, Inlet	1	...		3 6
8878	Tappet Adjustable, Inlet	16H	...		3 6
8879	Tappet Adjustable, Exhaust	1	...		3 6
8880	Tappet Adjustable, Exhaust	16H	...		3 6
8881	Tappet Head	1 & 16H	...		1 0
8882	Tappet Locknut	1 & 16H	...		3

TIMING GEARS AND TAPPET PARTS, ETC.—continued.

Part No.		For Models	£	s.	d.
9064	Magneto Sprocket (Engine)	All Models ...	4	3	
9065	Magneto Sprocket Locking Nut	All Models ...		4	
9066	Magneto Sprocket Key	All Models ...		1	

PUSH RODS AND FITTINGS.

8883	Push Rod complete, Inlet or Exhaust	18, 20 & ES2 ...	7	6	
8884	Push Rod complete, Inlet or Exhaust	19	7	6	
8885	Push Rod complete, Inlet or Exhaust	50 & 55	7	6	
9144	Push Rod Bottom	18, 19, 20, ES2, 50 & 55	2	9	
8886	Push Rod Cover	18, 20, ES2 ...	3	6	
8887	Push Rod Cover	50 & 55	3	6	
8888	Push Rod Cover	19	3	6	
8889	Push Rod Cover Crankcase Union Nut	18, 19, 20, ES2, 50 & 55	1	9	
8890	Push Rod Top... ..	18, 19, 20, ES2, 50 & 55	2	6	
8891	Push Rod Adjuster and Locknut... ..	18, 19, 20, ES2, 50 & 55	3	0	
8892	Push Rod Cover Bottom Sealing Washer	18, 19, 20, ES2, 50 & 55		3	
8893	Push Rod Cover Top Oil Retaining Washer... ..	18, 19, 20, ES2, 50 & 55		6	
8894	Rocker Box with Covers	18, 19, 20, ES2, 50 & 55	3	7	6
8895	Rocker Box Cover only	18, 19, 20, ES2, 50 & 55	15	0	
8896	Rocker Box Inspection Cover only	18, 19, 20, ES2, 50 & 55	1	6	
8897	Rocker Box Cover Screw... ..	18, 19, 20, ES2, 50 & 55		3	
8898	Rocker Box Inspection Cover Screw	18, 19, 20, ES2, 50 & 55		9	
8899	Rocker Box Inspection Cover Washer... ..	18, 19, 20, ES2, 50 & 55		6	
8900	Rocker Box Bush	18, 19, 20, ES2, 50 & 55	2	6	
8901	Rocker Shaft	18, 19, 20, ES2, 50 & 55	12	0	
8902	Rocker Shaft Packing Washer	18, 19, 20, ES2, 50 & 55		1	
8903	Rocker Arm or Valve Rocker Arm, Inlet	18, 19, 20, ES2, 50 & 55	4	0	
8904	Rocker Arm or Valve Rocker Arm, Exhaust	18, 19, 20, ES2, 50 & 55	4	0	
8905	Rocker Arm Key	18, 19, 20, ES2, 50 & 55		1	
8906	Rocker Arm Nut	18, 19, 20, ES2, 50 & 55		2	
8907	Valve Rocker Arm Nut	18, 19, 20, ES2, 50 & 55		2	
8908	Rocker Arm, Ball End	18, 19, 20, ES2, 50 & 55	1	9	
8909	Valve Rocker Arm Pad	18, 19, 20, ES2, 50 & 55	2	6	
8910	Rocker Box Distance Pieces (per pair)	18, 19, 20, ES2, 50 & 55	9	0	
8911	Rocker Box Distance Piece Washer	18, 19, 20, ES2, 50 & 55		2	
8912	Rocker Box Securing Bolt	18, 19, 20, ES2, 50 & 55		8	
8913	Rocker Box Securing Bolt Washer or Stud Nut	18, 19, 20, ES2, 50 & 55		1	
8914	Rocker Box Securing Stud	18, 19, 20, ES2, 50 & 55		8	



PUSH RODS AND FITTINGS—continued.

Part No.		For Models	£	s.	d.
8915	Rocker Box Securing Stud Nut...	18, 19, 20, ES2, 50 & 55			2
8916	Exhaust Valve Lifter	18, 19, 20, ES2, 50 & 55	3	6	
8917	Exhaust Valve Lifter Securing Pin	18, 19, 20, ES2, 50 & 55			3
3488	Exhaust Lifter Cam Lever	30 & 40	4	9	
3489	Exhaust Lifter Cable Stop and Nut	30 & 40			6
2X16	Exhaust Lifter Cam	CS1, CJ, 30 & 40	1	9	
9168	Exhaust Lifter Return Spring	18, 19, 20, ES2, CS1, CJ, 30, 40, 50 & 55	1	3	

O.H.C. VERTICAL SHAFT DRIVE AND ROCKER BOX, ETC.

2X23	Mainshaft Bevel	CS1, CJ, 30 & 40...	1	10	0
2X24	Mainshaft Bevel Key	CS1, CJ, 30 & 40...			2
2X25	Mainshaft Bevel Washer	CS1, CJ, 30 & 40...			2
2X26	Vertical Shaft Bottom Bevel	CS1, CJ, 30 & 40...	2	10	0
2X27	Vertical Shaft Bottom Bevel Housing with Bush	CS1, CJ, 30 & 40...	1	7	6
3037	Vertical Shaft Bottom Bevel Bush	CS1, CJ, 30 & 40...		6	6
2X29	Vertical Shaft Top or Bottom Bevel Collar	CS1, CJ, 30 & 40...			3
2X30	Vertical Shaft Top or Bottom Bearing	CS1, CJ, 30 & 40...	8	3	
2X31	Vertical Shaft Bottom Bearing Dished Washer	CS1, CJ, 30 & 40...			6
2X32	Vertical Shaft Top Rubber Ring, Steel Cup	CS1, CJ, 30 & 40...	1	3	
2X33	Vertical Shaft Top Rubber Ring	CS1, CJ, 30 & 40...			9
8754	Vertical Shaft Bottom Rubber Ring, Steel Cup	CS1, CJ, 30 & 40...	1	3	
8755	Vertical Shaft Bottom Rubber Ring	CS1, CJ, 30 & 40...			9
2X34	Vertical Shaft Tube Top or Bottom Union Nut	CS1, CJ, 30 & 40...		3	6
2X35	Vertical Shaft	CS1 & 30	1	15	0
3038	Vertical Shaft	CJ & 40	1	15	0
2X36	Vertical Shaft Top or Bottom Coupling	CS1, CJ, 30 & 40...		2	3
2X37	Vertical Shaft Tube...	CS1, CJ, 30 & 40...		3	6
2X38	Vertical Shaft Bottom Bearing Housing Packing Washer	CS1, CJ, 30 & 40...			3
2X39	Vertical Shaft Top Bevel	CS1, CJ, 30 & 40...	2	0	0
2X40	Vertical Shaft Top Bevel Housing with Bush	CS1, CJ, 30 & 40...	1	7	6
3039	Vertical Shaft Top Bevel Bush	CS1, CJ, 30 & 40...		6	6
2X41	Vertical Shaft Top Bevel Housing Washer	CS1, CJ, 30 & 40...			3
2X42	Camshaft Bevel	CS1, CJ, 30 & 40...	1	15	0
2X43	Camshaft Bevel Securing Nut	CS1, CJ, 30 & 40...			2
2X44	Camshaft Bevel Locating Peg	CS1, CJ, 30 & 40...			1
2X45	Camshaft Bevel Packing Washer	CS1, CJ, 30 & 40...			4
3040	Rocker Box with Cover	CS1 & CJ...	4	0	0
3041	Rocker Box Panel Cover	CS1 & CJ...	1	2	6
3490	Rocker Box with Cover	30 & 40	4	0	0
3491	Rocker Box Panel Cover	30 & 40	1	2	6
8X07	Valve Guide Lubrication Pipe	CS1, CJ, 30 & 40...			9
8X08	Valve Guide Lubrication Pipe Union	CS1, CJ, 30 & 40...	1	0	
2X48	Rocker Box Panel Cover Paper Washer	CS1, CJ, 30 & 40...			1
2X49	Rocker Box Inspection Cover	CS1, CJ, 30 & 40...	2	6	
2X50	Rocker Box Inspection Cover Paper Washer	CS1, CJ, 30 & 40...			4
2X51	Rocker Box Oil Union	CS1, CJ, 30 & 40...	1	3	
2X53	Vertical Shaft Top or Bottom Bevel Housing Studs	CS1, CJ, 30 & 40...			3
2X54	Vertical Shaft Top or Bottom Bevel Housing Stud Nuts	CS1, CJ, 30 & 40...			2
2X55	Rocker Box Inspection Cover Screws	CS1, CJ, 30 & 40...			2
2X56	Rocker Box Bevel Cover Screws	CS1, CJ, 30 & 40...			2
2X57	Camshaft Bearing (Rocker Box)	CS1, CJ, 30 & 40...		9	6
2X58	Camshaft Bearing (Panel Cover)	CS1, CJ, 30 & 40...	16	0	
2X59	Camshaft Bearing (Rocker Box) Retaining Washer	CS1, CJ, 30 & 40...	1	9	
2X60	Camshaft Bearing (Rocker Box) Retaining Washer Screws	CS1, CJ, 30 & 40...			2
3492	Rocker Box Oil Pipe	CS1, CJ, 30 & 40...	3	9	
2X62	Camshaft	CS1, CJ, 30 & 40...	8	6	
2X63	Cam (Inlet)	CS1 & CJ...	12	6	

O.H.C. VERTICAL SHAFT DRIVE AND ROCKER BOX, ETC.—continued.

Part No.		For Models	£	s.	d.
3042	Cam (Inlet)	30 & 40	15	0	0
2X64	Cam (Exhaust)	CS1 & CJ... ..	12	6	
3043	Cam (Exhaust)	30 & 40	15	0	
2X65	Cam Securing Roller	CS1, CJ, 30 & 40... ..		2	
2X66	Cam Key	CS1, CJ, 30 & 40... ..		2	
2X67	Camshaft Slotted Bush	CS1, CJ, 30 & 40... ..	1	9	
2X68	Camshaft Packing Washers	CS1, CJ, 30 & 40... ..		1	
2X69	Camshaft Nut (Left-hand thread) Panel Cover End	CS1, CJ, 30 & 40... ..		4	
3044	Cam Rocker (Inlet or Exhaust)	CS1, CJ, 30 & 40... ..	18	6	
3045	Cam Rocker Pad (Inlet or Exhaust)	CS1, CJ, 30 & 40... ..	2	6	
3046	Rocker Adjusting Screw	CS1, CJ, 30 & 40... ..	2	3	
3047	Rocker Adjusting Screw Sleeve	CS1, CJ, 30 & 40... ..	1	9	
3048	Rocker Adjusting Screw Locknut	CS1, CJ, 30 & 40... ..		3	
8X10	Cam Rocker Bush	CS1, CJ, 30 & 40... ..	2	6	
8X11	Cam Rocker Roller Cage	CS1, CJ, 30 & 40... ..	8	6	
8X12	Cam Rocker Rollers (per rocker)	CS1, CJ, 30 & 40... ..	2	6	
8X13	Cam Rocker Roller Retaining Washer... ..	CS1, CJ, 30 & 40... ..		1	
8X14	Cam Rocker Pivot Bolt	CS1, CJ, 30 & 40... ..	3	6	
8X15	Cam Rocker Pivot Bolt Nut	CS1, CJ, 30 & 40... ..		4	
8X16	Cam Rocker Pivot Bolt Cotter Pin	CS1, CJ, 30 & 40... ..		1	
3049	Cam Rocker Cork Washer	CS1, CJ, 30 & 40... ..		2	
3050	Cam Rocker Steel Washer	CS1, CJ, 30 & 40... ..		2	
2X81	Rocker Box Felt Pad	CS1, CJ, 30 & 40... ..		4	
3051	Rocker Box Felt Pad Roller	CS1, CJ, 30 & 40... ..		3	
2X84	Rocker Box Felt Pad Bottom Adjusting Screw	CS1, CJ, 30 & 40... ..		2	
2X85	Rocker Box Felt Pad Bottom Adjusting Screw Nut	CS1, CJ, 30 & 40... ..		1	

MAGNETO AND MAGDYNO DRIVING PARTS.



9083	Magneto or Magdyno Sprocket	All Models	4	3	
3709	Magneto or Magdyno Chain	1, 16H, 18, 19, 20, & ES2	2	9	
3052	Magneto or Magdyno Chain	CS1 & 30	2	9	
3053	Magneto or Magdyno Chain	CJ & 40	2	9	
3710	Magneto or Magdyno Chain	50 & 55	2	9	
9085	Magneto or Magdyno Chain Spring Link	All Models		11	
9086	Magneto or Magdyno Sprocket Securing Nut	All Models		4	
9087	Magneto or Magdyno Sprocket Securing Nut Washer	All Models		1	
8918	Magneto or Magdyno Platform	1, 16H, 18, 19, 20, ES2, 50 & 55	3	0	
9089	Magneto or Magdyno Platform Locking Plate	1, 16H, 18, 19, 20, ES2, 50 & 55	1	0	
9090	Magneto or Magdyno Platform Locking Plate Pin... ..	1, 16H, 18, 19, 20, ES2, 50 & 55		2	

LUCAS MAGDYNO PARTS.

8757	Contact Breaker complete	All Models	9	6	
8758	Contact Points (per set 2)	All Models	3	6	
8759	Contact Breaker Centre Screw	All Models		6	
8760	Contact Breaker Cover	All Models		6	
8761	H.T. Cable complete with Brush Holder, Brush and Spring	All Models	4	0	
8762	H.T. Carbon Brush and Spring	All Models		8	
8763	H.T. Carbon Brush Holder	All Models	2	0	
8764	Screwed Bush for securing H.T. Cable to Brush Holder	All Models		6	

DRY SUMP OIL PUMP AND DRIVE PARTS.

8919	Dry Sump Gear Pump complete... ..	1, 16H, 18, 19, 20, ES2, 50 & 55	1	10	0
8765	Dry Sump Gear Pump Spindle Worm Gear Wheel... ..	1, 16H, 18, 19, 20, ES2, 50 & 55		3	3
9105	Dry Sump Gear Pump Spindle Worm Gear Wheel Key	1, 16H, 18, 19, 20, ES2, 50 & 55			1
9106	Dry Sump Gear Pump Body and Timing Cover Connection Bush	1, 16H, 18, 19, 20, ES2, 50 & 55			4



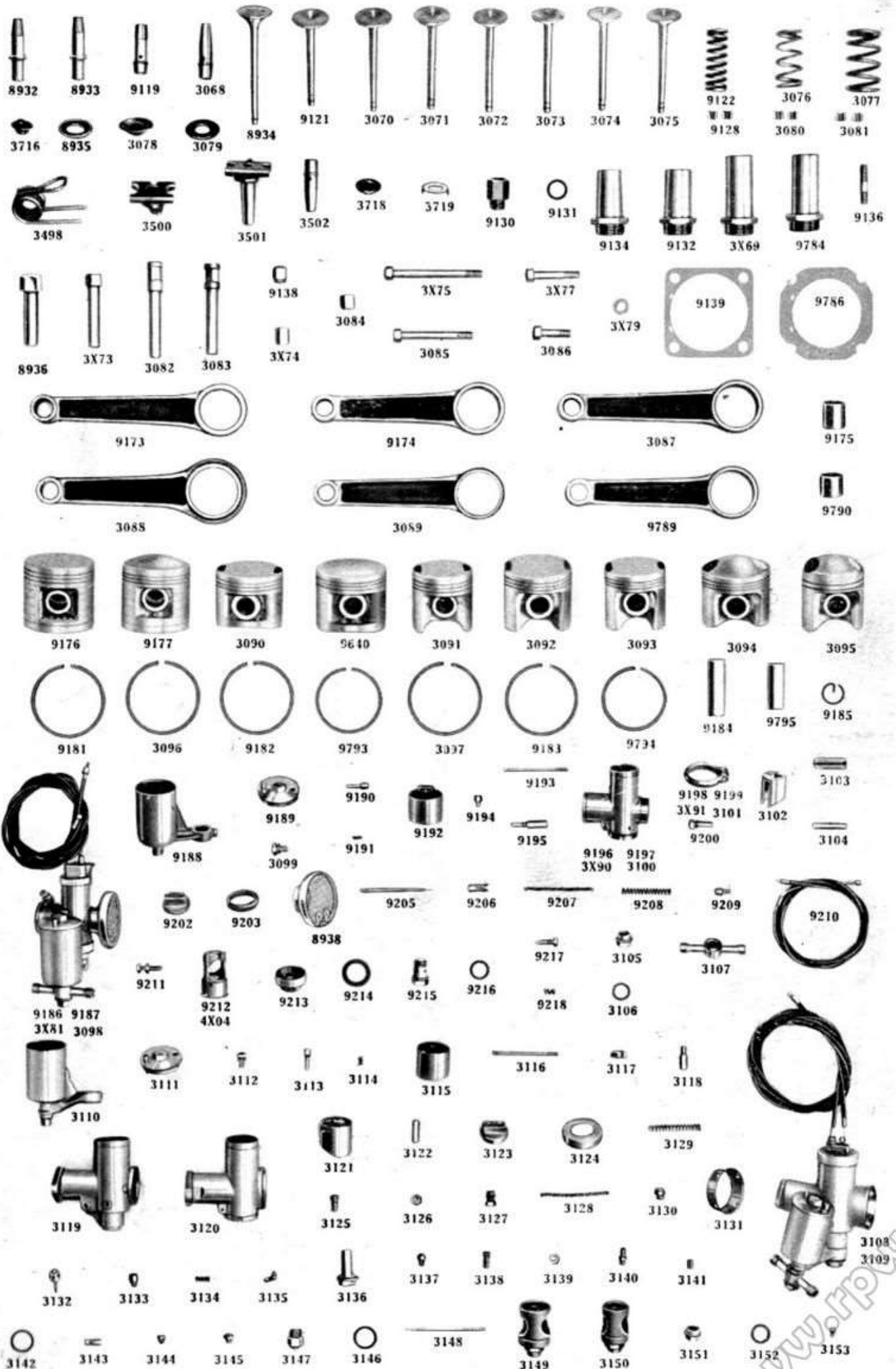
DRY SUMP OIL PUMP AND DRIVE PARTS.—continued.

Part No.		For Models	£	s.	d.
8920	Engine Mainshaft Pump Driving Worm	1, 16H, 18, 19, 20, ES2, 50 & 55	3	9	
3X10	Dry Sump Gear Pump complete...	CS1, CJ, 30 & 40...	1	12	6
3X23	Dry Sump Gear Pump Spindle Driving Plate	CS1, CJ, 30 & 40...			9
3X24	Engine Mainshaft Pump Driving Pinion	CS1, CJ, 30 & 40...	5	6	
3X25	Engine Mainshaft Pump Driving Pinion Nut	CS1, CJ, 30 & 40...	1	0	
3X26	Pump and Magneto Drive Gear Wheel	CS1, CJ, 30 & 40...	12	6	

NOTE.—DRY SUMP PUMP PARTS CANNOT BE SUPPLIED SEPARATELY, IT IS NECESSARY TO RETURN THE COMPLETE PUMP TO THE WORKS FOR ATTENTION.

CYLINDERS, VALVES, ETC.

8921	Cylinder Barrel with Valve Guides	1	3	12	6
8922	Cylinder Barrel with Valve Guides	16H...	3	10	0
8923	Cylinder Barrel	18, 20 & ES2	2	10	0
8924	Cylinder Barrel	19	2	15	0
3059	Cylinder Barrel	CS1	2	15	0
3060	Cylinder Barrel	30	3	2	6
3061	Cylinder Barrel	CJ	2	15	0
3062	Cylinder Barrel	40	3	0	0
8925	Cylinder Barrel	50 & 55	2	10	0
9110	Cylinder Head	1	1	10	0
9111	Cylinder Head	16H	1	10	0
9112	Cylinder Head Copper Washer	1		3	6
8926	Cylinder Head Joint Washer	16H		2	6
8927	Cylinder Head with Valve Guides	18 & ES2...	3	10	0
8928	Cylinder Head with Valve Guides	19	3	10	0
8929	Cylinder Head with Valve Guides	20	4	15	0
8770	Cylinder Head with Valve Guides	CS1	3	15	6
8771	Cylinder Head with Valve Guides	30	3	18	0
8772	Cylinder Head with Valve Guides	CJ	3	15	6
8773	Cylinder Head with Valve Guides	40	3	18	0
8930	Cylinder Head with Valve Guides	50	3	10	0
8931	Cylinder Head with Valve Guides	55	4	15	0
8932	Valve Guide, Inlet	1 & 16H		3	3
8933	Valve Guide, Exhaust	1 & 16H		3	3
9119	Valve Guides (Inlet or Exhaust)...	18, 19, 20 & ES2			
	Valve Guide (Exhaust only)	CS1, CJ, 50 & 55...	3	3	
3068	Valve Guide (Inlet)	CS1, CJ, 50 & 55...	4	0	
8934	Valve only (Inlet or Exhaust)	1 & 16H	6	0	
9121	Valve only (Inlet or Exhaust)	18, 19, 20 & ES2...	6	0	
3070	Valve only (Inlet)	CS1 & 30	9	9	
3071	Valve only (Exhaust)	CS1 & 30	9	9	
3072	Valve only (Inlet)	CJ & 40	9	9	
3073	Valve only (Exhaust)	CJ & 40	9	9	
3074	Valve only (Inlet)	50 & 55	6	0	
3075	Valve only (Exhaust)	50 & 55	6	0	
9122	Valve Spring (Inlet or Exhaust)...	1 & 16H			6
3076	Valve Spring, Small Inner (Inlet or Exhaust)	18, 19, 20, ES2, CS1, CJ, 50 & 55			6
3077	Valve Spring, Outer (Inlet or Exhaust)	18, 19, 20, ES2, CS1, CJ, 50 & 55	1	0	
8935	Valve Spring Cup Top	1 & 16H			6
3716	Valve Spring Cup Bottom...	1 & 16H	1	0	
3078	Valve Spring Cup Top	18, 19, 20, ES2, CS1, CJ, 50 & 55	2	9	
3079	Valve Spring Bottom Collar	18, 19, 20, ES2, CS1, CJ, 50 & 55			6
9128	Valve Split Cotter (per valve)	1, 16H, 18, 19, 20, & ES2			6
3080	Valve Split Cotter, Inlet (per valve)	CS1, CJ, 50 & 55...			6
3081	Valve Split Cotter, Exhaust (per valve)	CS1, CJ, 50 & 55...			6
3498	Hairpin Valve Spring	30 & 40	3	0	
3500	Hairpin Valve Spring Bottom Collar (Inlet)	30 & 40	4	6	



CYLINDERS, VALVES, ETC.—continued.

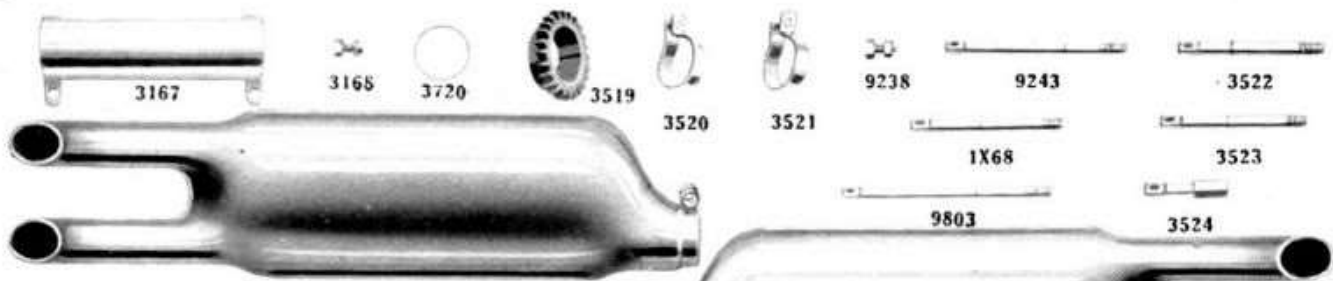
Part No.		For Models	£	s.	d.
3501	Exhaust Valve Guide and Bottom Valve Spring Collar	30 & 40	9	3	
3502	Valve Guide (Inlet)	30 & 40	4	0	
3718	Hairpin Valve Spring Top Collar	30 & 40	3	0	
3719	Hairpin Valve Spring Top Collar Plate... ..	30 & 40			6
9130	Compression Plug	1 & 16H	2	9	
9131	Compression Plug Copper Asbestos Washer	1 & 16H			3
9134	Carburettor Adaptor	1 & 16H	4	9	
9132	Carburettor Adaptor	18, 19, 20 & ES2... ..	4	9	
3X69	Carburettor Adaptor	CS1... ..	4	9	
9784	Carburettor Adaptor	CJ, 50 & 55	4	9	
9136	Cylinder Head Holding Down Stud	1 & 16H			6
8936	Cylinder Head Holding Down Stud Sleeve Nut	18, 19, 20, ES2, 50 & 55	1	0	
3X73	Cylinder Head Holding Down Stud Sleeve Nut	CS1 & CJ... ..	1	3	
3082	Cylinder Head Holding Down Stud Sleeve Nut	30	1	3	
3083	Cylinder Head Holding Down Stud Sleeve Nut	40	1	3	
9138	Cylinder Head Holding Down Stud Nut	1 & 16H			10
3X74	Cylinder Head Sleeve Nut Distance Piece	CS1			3
3084	Cylinder Head Sleeve Nut Distance Piece	CJ			3
3X75	Rocker Box Bolt, long	CS1 & CJ... ..			9
3085	Rocker Box Bolt, long	30 & 40			9
3X77	Rocker Box Bolt, short	CS1 & CJ... ..			6
3086	Rocker Box Bolt, short	30 & 40			6
3X79	Rocker Box Bolt Washer	CS1, CJ, 30 & 40... ..			2
9139	Cylinder Base Paper Washer	18, 19, 20, ES2, CS1 & 30			3
9786	Cylinder Base Paper Washer	CJ, 40, 50 & 55			3
8937	Cylinder Base Paper Washer (not illustrated)	1 & 16H			3

CONNECTING ROD AND PISTON ASSEMBLY.



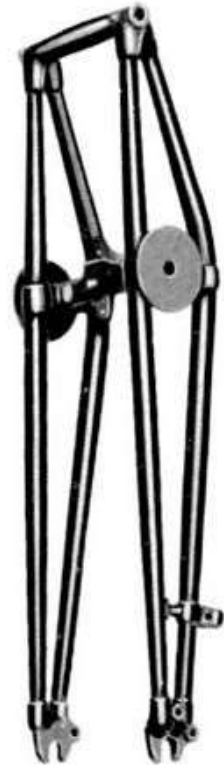
9173	Connecting Rod with Small End Bush... ..	1 & 16H	1	2	0
9174	Connecting Rod with Small End Bush... ..	18, 20 & ES2	1	2	0
3087	Connecting Rod with Small End Bush... ..	19	1	2	0
3088	Connecting Rod with Small End Bush... ..	CS1 & 30	1	2	0
3089	Connecting Rod with Small End Bush... ..	CJ & 40	1	2	0
9789	Connecting Rod with Small End Bush... ..	50 & 55	1	2	0
9175	Small End Bush	1, 16H, 18, 19, 20, ES2, CS1 & 30	3	6	
9790	Small End Bush	CJ, 40, 50 & 55	3	6	
9176	Piston only	1	1	9	0
9177	Piston only	16H	1	7	6
3090	Piston only	18, 20, ES2 & CS1	1	7	6
9640	Piston only	19	1	7	6
3091	Piston only	CJ, 50 & 55	1	7	6
3092	Piston only	30	1	7	6
3093	Piston only	40	1	7	6
3094	Piston only, High Compression (for use with alcohol fuels)... ..	CS1 & 30	1	12	6
3095	Piston only, High Compression (for use with alcohol fuels)... ..	CJ & 40	1	12	6
9181	Piston Ring	1	1	8	
3096	Piston Ring	19	1	8	
9182	Piston Ring	16H, 18, 20, ES2, CS1 & 30	1	6	
9793	Piston Ring	CJ, 40, 50 & 55	1	6	
3097	Scraper Piston Ring	1 & 19	2	0	
9183	Scraper Piston Ring	16H, 18, 20, ES2, CS1 & 30	2	0	
9794	Scraper Piston Ring	CJ, 40, 50 & 55	2	0	
9184	Gudgeon Pin	1, 16H, 18, 19, 20, ES2, CS1 & 30	5	0	
9795	Gudgeon Pin	CJ, 40, 50 & 55	5	0	
9185	Gudgeon Pin Circlin	All Models			3

AMAL CARBURETTERS.

Part No.		For Models	£	s.	d.
9186	AMAL Norton Variable Jet Carburetter complete ...	1 & 16H ...	2	4	0
9187	AMAL Norton Variable Jet Carburetter complete ...	18, 19, 20 & ES2...	2	6	9
3X81	AMAL Norton Variable Jet Carburetter complete ...	CS1... ..	2	14	6
3098	AMAL Norton Variable Jet Carburetter complete ...	CJ, 50 & 55 ...	2	6	9
9188	Float Chamber Body	1, 16H, 18, 19, 20, ES2, CS1, CJ, 50 & 55 ...	15	0	
9189	Float Chamber Cap with Tickler... ..	1, 16H, 18, 19, 20, ES2, CS1, CJ, 50 & 55 ...	4	3	
3099	Float Chamber Cap Locking Pin... ..	1, 16H, 18, 19, 20, ES2, CS1, CJ, 50 & 55 ...		3	
9190	Tickler Plunger	1, 16H, 18, 19, 20, ES2, CS1, CJ, 50 & 55 ...		7	
9191	Plunger Spring and Cotter	1, 16H, 18, 19, 20, ES2, CS1, CJ, 50 & 55 ...		3	
9192	Float	1, 16H, 18, 19, 20, ES2, CS1, CJ, 50 & 55 ...	3	6	
9193	Float Needle	1, 16H, 18, 19, 20, ES2, CS1, CJ, 50 & 55 ...	2	6	
9194	Jet	1, 16H, 18, 19, 20, ES2, CS1, CJ, 50 & 55 ...		7	
9195	Jet Holder	1, 16H, 18, 19, 20, ES2, CS1, CJ, 50 & 55 ...	1	9	
9196	Spraying Chamber Body	1 & 16H ...	13	2	
9197	Spraying Chamber Body	18, 19, 20 & ES2 ...	13	2	
3X90	Spraying Chamber Body	CS1	15	6	
3100	Spraying Chamber Body	CJ, 50 & 55	13	2	
9198	Spraying Chamber Clip Ring	1 & 16H... ..	1	9	
9199	Spraying Chamber Clip Ring	18, 19, 20 & ES2 ...	1	9	
3X91	Spraying Chamber Clip Ring	CS1	1	9	
3101	Spraying Chamber Clip Ring	CJ, 50 & 55	1	9	
9200	Spraying Chamber Clip Ring Pin	1, 16H, 18, 19, 20, ES2, CS1, CJ, 50 & 55 ...		6	
3102	Spraying Chamber Throttle Slide	1, 16H, 18, 19, 20, ES2, CS1, CJ, 50 & 55 ...	4	3	
3103	Spraying Chamber Air Slide	1, 16H, 18, 19, 20, ES2, CS1, CJ, 50 & 55 ...	2	9	
3104	Spraying Chamber Air Slide Cable Guide	1, 16H, 18, 19, 20, ES2, CS1, CJ, 50 & 55 ...		2	
9202	Spraying Chamber Cap	1, 16H, 18, 19, 20, ES2, CS1, CJ, 50 & 55 ...	1	11	
9203	Spraying Chamber Cap Ring	1, 16H, 18, 19, 20, ES2, CS1, CJ, 50 & 55 ...	1	11	
8938	Flame Trap	1, 16H, 18, 19, 20, ES2, CS1, CJ, 50 & 55 ...	4	6	
9205	Jet Taper Needle	1, 16H, 18, 19, 20, ES2, CS1, CJ, 50 & 55 ...	1	4	
9206	Jet Taper Needle Fixing Clip	1, 16H, 18, 19, 20, ES2, CS1, CJ, 50 & 55 ...		4	
9207	Valve Spring for Air Slide	1, 16H, 18, 19, 20, ES2, CS1, CJ, 50 & 55 ...		4	
9208	Valve Spring for Throttle Slide	1, 16H, 18, 19, 20, ES2, CS1, CJ, 50 & 55 ...		4	
9209	Cable Adjuster	1, 16H, 18, 19, 20, ES2, CS1, CJ, 50 & 55 ...		4	
9210	Cable complete (Air or Throttle)... ..	1, 16H, 18, 19, 20, ES2, CS1, CJ, 50 & 55 ...	2	3	
9211	Throttle Slide Stop Pin and Nut... ..	1, 16H, 18, 19, 20, ES2, CS1, CJ, 50 & 55 ...		8	
9212	Jet Block and Barrel	1, 16H, 18, 19, 20, ES2, CJ, 50 & 55	5	6	
4X04	Jet Block and Barrel	CS1	7	0	
9213	Mixing Chamber Union Nut	1, 16H, 18, 19, 20, ES2, CS1, CJ, 50 & 55 ...	1	6	
9214	Mixing Chamber Union Nut Fibre Washer	1, 16H, 18, 19, 20, ES2, CS1, CJ, 50 & 55 ...		2	



8947
3527 9247 9249 3173



www.rpw.it

AMAL CARBURETTERS—continued.

Part No.		For Models	£	s.	d.
9215	Spraying Chamber Holding Bolt... ..	1, 16H, 18, 19, 20, ES2, CS1, CJ, 50 & 55 ...	2	2	
9216	Spraying Chamber Holding Bolt Fibre Washer	1, 16H, 18, 19, 20, ES2, CS1, CJ, 50 & 55 ...			2
9217	Pilot Jet Adjusting Screw... ..	1, 16H, 18, 19, 20, ES2, CS1, CJ, 50 & 55 ...			7
9218	Pilot Jet Adjusting Screw Spring	1, 16H, 18, 19, 20, ES2, CS1, CJ, 50 & 55 ...			2
3105	Float Chamber Union Nut	1, 16H, 18, 19, 20, ES2, CS1, CJ, 50 & 55 ...			6
3106	Float Chamber Union Nut Fibre Washer	1, 16H, 18, 19, 20, ES2, CS1, CJ, 50 & 55 ...			2
3107	Float Chamber Petrol Feed Banjo Connection	All Models		5	0
3108	AMAL Norton Down-Draught Carburetter complete	30	3	15	0
3109	AMAL Norton Down-Draught Carburetter complete	40	3	8	6
3110	Float Chamber Body	30 & 40		16	0
3111	Float Chamber Cap with Tickler...	30 & 40		4	3
3112	Float Chamber Cap Locking Pin...	30 & 40			3
3113	Tickler Plunger	30 & 40			7
3114	Plunger Spring and Cotter	30 & 40			3
3115	Float	30 & 40	3	6	
3116	Float Needle	30 & 40	2	6	
3117	Float Needle Clip	30 & 40			3
3118	Jet (state size when ordering)	30 & 40	1	2	
3119	Spraying Chamber Body	30	18	9	
3120	Spraying Chamber Body	40	14	0	
3121	Throttle Slide	30 & 40		4	9
3122	Air Slide	30 & 40		1	2
3123	Spraying Chamber Cap	30 & 40		2	6
3124	Spraying Chamber Cap Ring	30 & 40		2	6
3125	Cable Adjuster (Air)	30 & 40			4
3126	Cable Adjuster Locknut	30 & 40			2
3127	Jet Choke Tube	30 & 40	2	0	
3128	Air Slide Spring	30 & 40			3
3129	Throttle Slide Spring	30 & 40			3
3130	Air Barrel Top	30 & 40			8
3131	Air Intake	30 & 40	3	3	
3132	Pilot Needle	30 & 40	1	2	
3133	Pilot Needle Insert	30 & 40	1	2	
3134	Pilot Needle Spring	30 & 40			2
3135	Pilot Needle Catch	30 & 40			2
3136	Jet Holder	30 & 40	1	11	
3137	Lock Plunger Adjuster, for Spraying Chamber Cap...	30 & 40			2
3138	Throttle Cable Adjuster	30 & 40			4
3139	Throttle Cable Adjuster Locknut	30 & 40			2
3140	Needle Jet (state size when ordering)	30 & 40	1	11	
3141	Nipple Holder for Air Slide	30 & 40			2
3142	Jet Holder Washer	30 & 40			2
3143	Jet Needle Clip	30 & 40			4
3144	Locking Screw for Air Intake	30 & 40			2
3145	Spraying Chamber Body Plug Screw	30 & 40			2
3146	Float Chamber Lug Washer	30 & 40			2
3147	Jet Holder Plug	30 & 40	1	11	
3148	Jet Taper Needle	30 & 40			6
3149	Choke Adaptor	30	5	6	
3150	Choke Adaptor	40	5	6	
3151	Float Chamber Union Nut	30 & 40			7
3152	Float Chamber Union Washer	30 & 40			2
3153	Choke Adaptor Retaining Screw...	30 & 40			2

www.motocycleparts.com

EXHAUST PIPES AND SILENCERS.

Part No.		For Models	£	s.	d.
8939	Exhaust Pipe only	1 & 16H	12	6	
3504	Exhaust Pipe only, Upswept type	1 & 16H	12	6	
8940	Exhaust Pipe only	18, 19, ES2, CJ & 50... ..	12	6	
3506	Exhaust Pipe only, Upswept type	18, 19, ES2, CJ & 50... ..	12	6	
8941	Exhaust Pipe only, left-hand	20	12	6	
8942	Exhaust Pipe only, right-hand	20	12	6	
8779	Exhaust Pipe only, Upswept Type, left-hand	20	12	6	
8780	Exhaust Pipe only, Upswept type, right-hand	20	12	6	
8943	Exhaust Pipe only, left-hand	55	12	6	
8944	Exhaust Pipe only, right-hand	55	12	6	
3513	Exhaust Pipe only, Upswept type, left-hand	55	12	6	
3514	Exhaust Pipe only, Upswept type, right-hand	55	12	6	
8945	Exhaust Pipe only	CS1	12	6	
3516	Exhaust Pipe only, Upswept type	CS1	12	6	
8946	Exhaust Pipe only	30 & 40	12	6	
3518	Exhaust Pipe only, Upswept type	30 & 40	12	6	
3167	Upswept Exhaust Pipe Leg-guard	All Models	2	6	
3168	Upswept Exhaust Pipe Leg-guard Attachment Pin and Nut	All Models			3
3720	Exhaust Pipe Flange Washer (Cylinder Head)	18, 19, 20, CS1, ES2, CI, 30, 40, 50 & 55... ..			3
3519	Exhaust Pipe Flange Locking Nut (Cylinder Head)	18, 19, 20, ES2, CS1, CJ, 30, 40, 50 & 55... ..	4	0	
3520	Exhaust Pipe Clip (for Crankcase Bolt Attachment)	1 & 16H	1	3	
3521	Exhaust Pipe Clip (for Crankcase Bolt Attachment)	18, 19, 20, ES2, CS1, CJ, 50 & 55	1	3	
9238	Exhaust Pipe Clip Pin and Nut	All Models			9
9243	Exhaust Pipe Attachment Bolt (front)... ..	1 & 16H	1	6	
3522	Exhaust Pipe Attachment Bolt (front)... ..	18, 19 & ES2	1	9	
1X68	Exhaust Pipe Attachment Bolt (front)... ..	CS1 & CJ	1	9	
3523	Exhaust Pipe Attachment Bolt (front)... ..	50	1	9	
9803	Exhaust Pipe Attachment Bolt (front) left-hand	20 & 55	1	9	
3524	Exhaust Pipe Attachment Sleeve Bolt (front), right-hand	20 & 55	1	9	
8947	Silencer	1, 16H, 18, 19, ES2, CS1, CJ, 30, 40, 50 & (R.H. only) 20 & 55	1	15	0
8948	Silencer, left-hand	20 & 55... ..	1	15	0
3527	Silencer Frame Attachment Bolt and Nut	1, 16H, 18, 19, ES2, CS1, CJ, 30, 40, 50 & (R.H. only) 20 & 55			6
9247	Silencer Frame Attachment Sleeve Nut, left-h'd	20 & 55	3	6	
9249	Silencer Attachment Sleeve Nut Bolt, left-hand	20 & 55			6
3173	Silencer Mudguard Stay Attachment Sleeve Nut (for use with Upswept Exhaust Pipe)	All Models	3	6	

not illustrated.

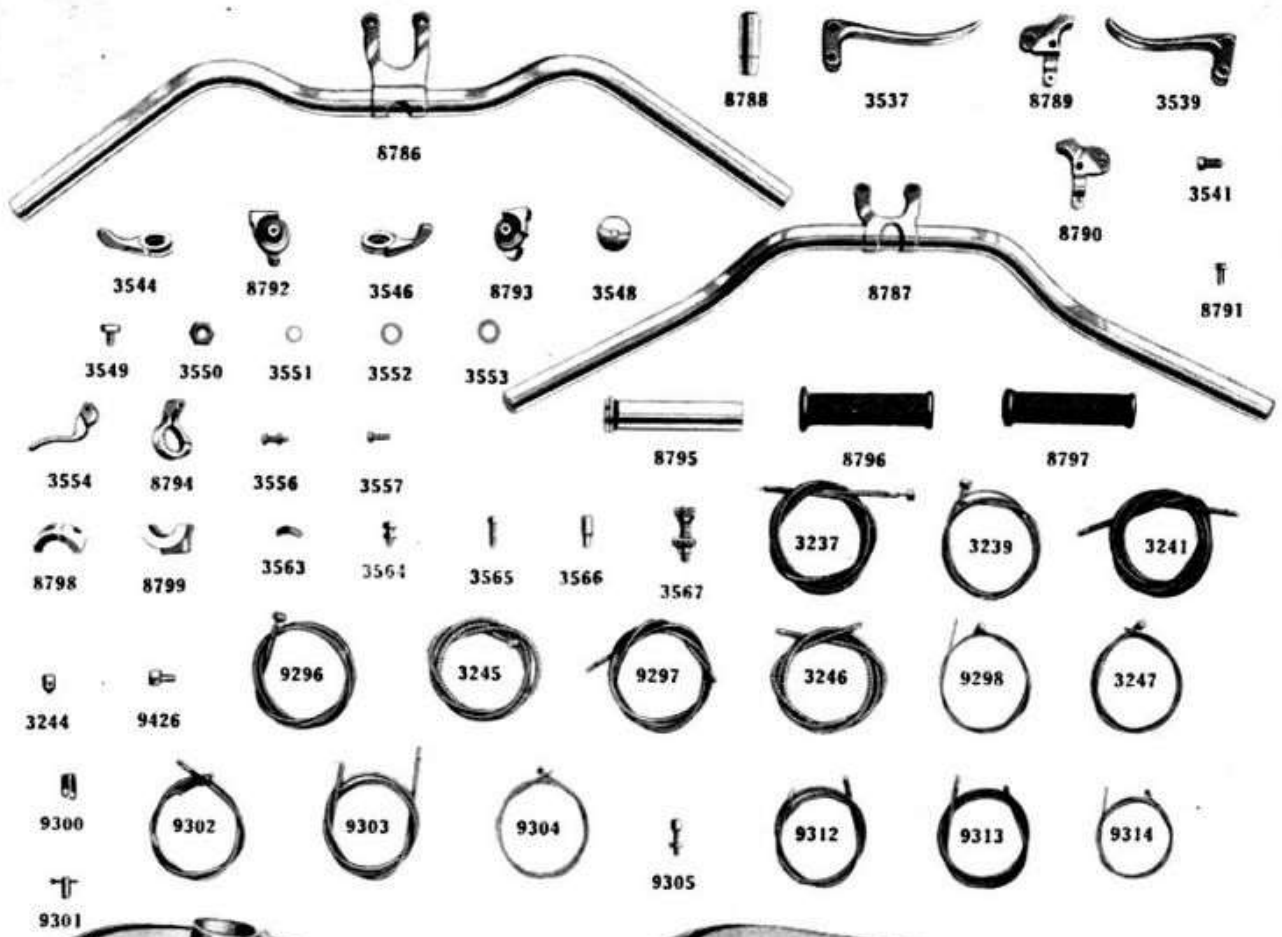
NORTON FORKS AND STEERING DAMPER.

3174	Norton Front Forks complete with Steering Damper and Shock Absorber	1, 16H, 18, 19, 20, ES2, CS1, CJ, 50 & 55	6	7	6
3721	Norton Front Forks complete with Shock Absorbers	30 & 40	6	7	6
9254	Front Fork Girder	1, 16H, 18, 19, 20, ES2, CS1, CJ, 50 & 55	4	10	0
3722	Front Fork Girder	30 & 40	4	10	0
9255	Front Fork Steering Crown and Column	1, 16H, 18, 19, 20, ES2, CS1, CJ, 50 & 55	17	0	
3177	Front Fork Steering Crown and Column	30 & 40	17	0	
9256	Front Fork Steering Crown and Column Ball Race	All Models	1	6	
3530	Front Fork Top Clip and Handlebar Bottom Clip	All Models	12	0	
3531	Handlebar Top Clip	All Models	2	9	
8781	Handlebar Shock Absorber Rubbers, per set... ..	All Models	2	0	

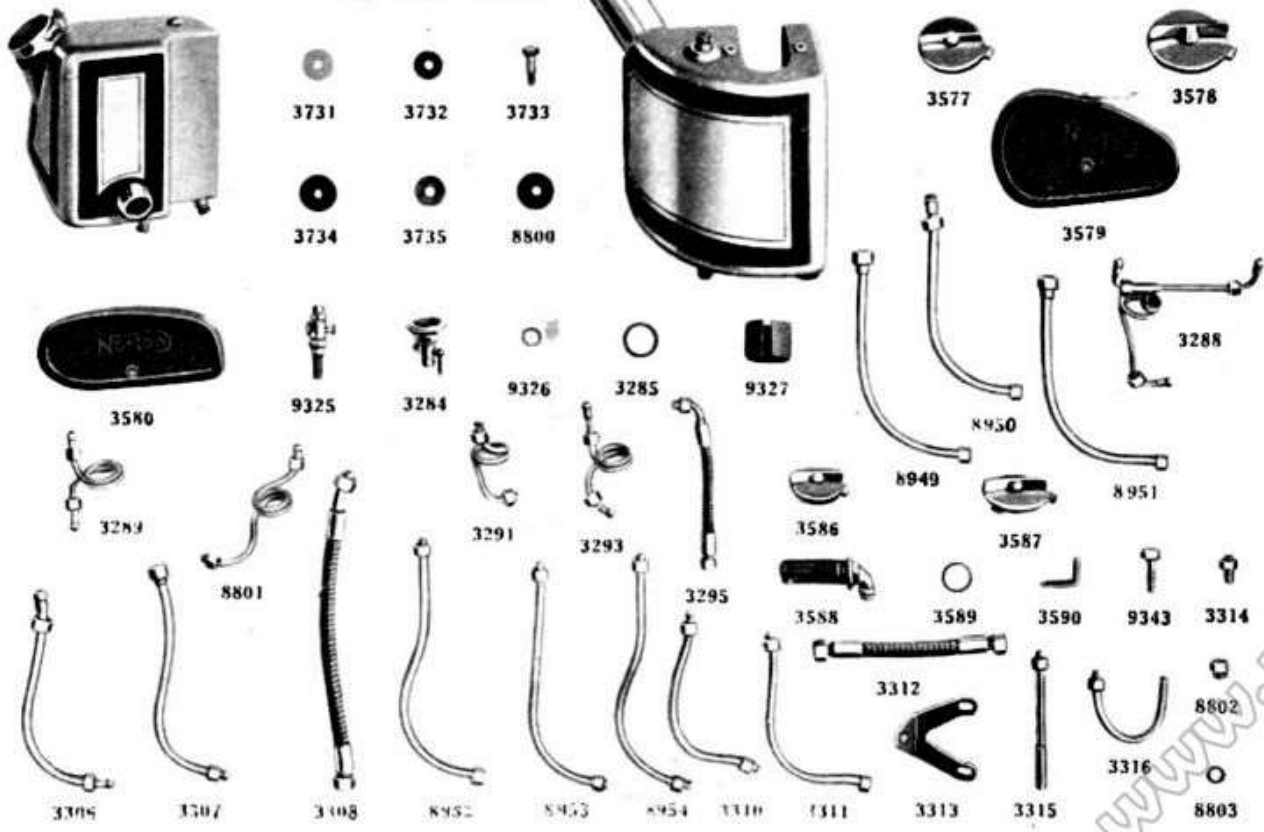
NORTON FORKS AND STEERING DAMPER—continued.

Part No.		For Models	£	s.	d.
3533	Handlebar Spring Plate Fork Attachment Pin	All Models			3
9258	Front Fork Top Clip Ball Race	All Models	1	6	
9259	Front Fork Top Clip Bolt and Nut	All Models	1	2	
9260	Front Fork Spring	All Models	8	6	
9261	Front Fork Spring Lug	All Models	2	0	
9262	Front Fork Spring Attachment Pin	All Models			7
3179	Front Fork Top Spindle	All Models	3	6	
9267	Front Fork Top or Bottom Spindle Nut, $\frac{1}{8}$ " ...	All Models			7
3180	Front Fork Top or Bottom Spindle Nut, $\frac{7}{16}$ " ...	All Models			7
3181	Front Fork Bottom Spindle, Rear	1, 16H, 18, 19, 20, ES2, CS1, CJ, 50 & 55 ...	3	6	
9266	Front Fork Bottom Spindle, Front	1, 16H, 18, 19, 20, ES2, CS1, CJ, 50 & 55 ...	3	6	
3182	Front Fork Bottom Spindle, Rear	30 & 40	3	6	
3183	Front Fork Bottom Spindle, Front	30 & 40	3	6	
3184	Front Fork Spindle Knurled Adjusting Washers	All Models			3
9268	Front Fork Shock Absorber Friction Disc ...	All Models	1	11	
9269	Front Fork Shock Absorber Adjusting Wheel	All Models	3	0	
9270	Front Fork Shock Absorber Adjuster Star Washer	All Models			7
3185	Front Fork Bottom Link (right-hand)	All Models	6	0	
3186	Front Fork Bottom Link (left-hand)	All Models	6	0	
3187	Front Fork Rebound Spring	All Models	3	6	
3188	Front Fork Rebound Spring Jaw Joint	All Models	1	6	
3189	Front Fork Rebound Spring Jaw Joint Pin ...	All Models			4
3190	Front Fork Rebound Spring Jaw Joint Split Pin	All Models			1
3191	Front Fork Top Link (right-hand)	All Models	2	9	
3192	Front Fork Top Link (left-hand)	All Models	2	9	
9275	Front Fork Grease Nipple... ..	All Models			7
9276	Front Fork Mudguard Bracket Plate	All Models			7
9277	Front Fork Mudguard Bracket	All Models	1	6	
9278	Front Fork Mudguard Bracket Plate Bolt and Nut	All Models			9
9279	Front Fork Steering Damper Adjuster	1, 16H, 18, 19, 20, ES2, CS1, CJ, 50 & 55 ...	3	0	
9280	Front Fork Steering Damper Adjuster Spring	1, 16H, 18, 19, 20, ES2, CS1, CJ, 50 & 55 ...			6
9281	Front Fork Steering Damper Rod	1, 16H, 18, 19, 20, ES2, CS1, CJ, 50 & 55 ...	1	0	
9282	Front Fork Steering Damper Anchor Bracket	1, 16H, 18, 19, 20, ES2, CS1, CJ, 50 & 55 ...	1	0	
3528	Front Fork Steering Column Lock Nut	1, 16H, 18, 19, 20, ES2, CS1, CJ, 50 & 55 ...	1	5	
3529	Front Fork Steering Column Lock Nut	30 & 40	1	5	
9284	Front Fork Steering Damper Friction Plate ...	1, 16H, 18, 19, 20, ES2, CS1, CJ, 50 & 55 ...	2	3	
9285	Front Fork Steering Damper Friction Plate Disc	1, 16H, 18, 19, 20, ES2, CS1, CJ, 50 & 55 ...	1	11	
9286	Front Fork Steering Damper Bottom Plate ...	1, 16H, 18, 19, 20, ES2, CS1, CJ, 50 & 55 ...	1	8	
9288	Front Fork Half Clip Pin (Handlebar)	All Models			3
9289	Front Fork Steering Damper Bottom Lug	1, 16H, 18, 19, 20, ES2, CS1, CJ, 50 & 55 ...	1	6	
3195	Front Fork Steering Damper Wheel	30 & 40	4	0	
3196	Front Fork Steering Damper Wheel Locking Screw	30 & 40			9
3197	Front Fork Steering Damper Wheel Spring Washer	30 & 40			1
3198	Front Fork Steering Damper Wheel Star Washer	30 & 40	1	0	
3199	Front Fork Steering Damper Top Plate	30 & 40	1	6	
3200	Front Fork Steering Damper Disc	30 & 40	1	11	
3201	Front Fork Steering Damper Friction Plate ...	30 & 40	1	0	

www.rpworld.it



SEE LIST WHEN ORDERING TANKS.



NORTON FORKS AND STEERING DAMPER.—continued.

Part No.		For Models	£	s.	d.
3202	Front Fork Steering Damper Twin Friction Plate	30 & 40	5	0	0
3203	Front Fork Steering Damper Screwed "T" Piece... ..	30 & 40	1	6	0
3204	Front Fork Steering Damper Body	30 & 40	7	6	0
3205	Front Fork Steering Damper Top Clip Bolt and Nut	30 & 40	1	6	0
8782	Front Fork Steering Damper Strap	30 & 40	2	6	0
8783	Front Fork Steering Damper Strap Bolt and Nut, Head Clip Attachment	30 & 40	1	0	0
8784	Front Fork Steering Damper Adaptor	30 & 40	2	0	0
8785	Front Fork Steering Damper Adaptor Centre Bolt	30 & 40	1	0	0
3211	Front Fork Steering Damper Adaptor Centre Bolt Cone	30 & 40	1	0	0
3212	Front Fork Steering Damper Adaptor Centre Bolt Washer	30 & 40			1

HANDLEBARS AND FITTINGS.

8786	Handlebar Bend only with Spring Plate, T.T. ...	All Models ...	1	1	0
8787	Handlebar Bend only with Spring Plate, Semi T.T....	All Models ...	1	1	0
8788	Handlebar Aluminium End Plug... ..	All Models ...	1	6	0
3537	Front Brake Lever only	All Models ...	4	6	0
8789	Front Brake Lever Body	All Models ...	3	6	0
3539	Clutch Lever only	All Models ...	3	6	0
8790	Clutch Lever Body	All Models ...	3	6	0
3541	Front Brake or Clutch Lever Fulcrum Pin and Nut	All Models ...			6
8791	Front Brake or Clutch Lever Clip Pin... ..	All Models ...			3
3544	Air Control Lever only	All Models ...	2	6	0
8792	Air Control Lever Body	All Models ...	3	0	0
3546	Magneto Control Lever only	All Models ...	2	6	0
8793	Magneto Control Lever Body	All Models ...	3	0	0
3548	Air or Magneto Control Lever Cap	All Models ...			9
3549	Air or Magneto Control Lever Cap Centre Screw ...	All Models ...			6
3550	Air or Magneto Control Lever Fixing Nut	All Models ...			3
3551	Air or Magneto Control Lever Fixing Nut Lock Washer	All Models ...			1
3552	Air or Magneto Control Lever Spring Washer ...	All Models ...			1
3553	Air or Magneto Control Lever Spacing Washer ...	All Models ...			2
3554	Exhaust Valve Lifter Lever only	All Models ...	2	6	0
8794	Exhaust Valve Lifter Lever combined Body and Clip	All Models ...	2	6	0
3556	Exhaust Valve Lifter Lever Fulcrum Pin and Nut...	All Models ...			6
3557	Exhaust Valve Lifter Lever Clip Pin	All Models ...			3
8795	Twist Grip Control Barrel	All Models ...	3	6	0
8796	Twist Grip Rubber	All Models ...	2	3	0
8797	Dummy Grip to match Twist Grip	All Models ...	2	3	0
8798	Twist Grip Top Half Clip	All Models ...	3	0	0
8799	Twist Grip Bottom Half Clip	All Models ...	3	0	0
3563	Twist Grip Bottom Half Clip Adjusting Spring ...	All Models ...			6
3564	Twist Grip Bottom Half Clip Adjusting Spring Screw and Nut	All Models ...			6
3565	Twist Grip Clip Fixing Pin	All Models ...			3
3566	Twist Grip Cable Stop	All Models ...			4
3567	Front Brake or Clutch Cable Adjuster... ..	All Models ...	2	6	0
3237	Clutch Control Cable (Inner and Outer)	All Models ...	4	3	0
3239	Clutch Control Cable (Inner Wire only)	All Models ...	1	9	0
3241	Clutch Control Cable (Outer Cable only)	All Models ...	2	6	0
3244	Clutch Control Cable Nipple	{ 1, 16H, 18, 19, 20, ES2, CS1, CJ, 50 & 55, 30 & 40 }			1
9426	Clutch Worm Lever Cable Stop	All Models ...			6
9296	Front Brake Control Cable (Inner and Outer)	1, 16H, 18, 19, 20, ES2, CS1, CJ, 50 & 55 ...			4
3245	Front Brake Control Cable (Inner and Outer)	30 & 40	5	0	0

HANDLEBARS AND FITTINGS—continued.

Part No.		For Models	£	s.	d.
9297	Front Brake Control Cable (Outer)	1, 16H, 18, 19, 20, ES2, CS1, CJ, 50 & 55 ...	2	9	
3246	Front Brake Control Cable (Outer)	30 & 40	3	3	
9298	Front Brake Control Cable (Inner)	1, 16H, 18, 19, 20, ES2, CS1, CJ, 50 & 55 ...	1	3	
3247	Front Brake Control Cable (Inner)	30 & 40	1	9	
9300	Front Brake Cable "U" Clip	All Models			3
9301	Front Brake Cable "U" Clip Pin and Split Cotter	All Models			1
9302	Exhaust Lifter Cable (Inner and Outer)	All Models	3	6	
9303	Exhaust Lifter Cable (Outer)	All Models	2	0	
9304	Exhaust Lifter Cable (Inner)	All Models	1	6	
9305	Exhaust Lifter Cable Adjuster	All Models			10
9312	Magneto Control Cable (Inner and Outer)	All Models	3	6	
9313	Magneto Control Cable (Outer)	All Models	2	0	
9314	Magneto Control Cable (Inner)	All Models	1	6	

PETROL AND OIL TANKS.


3723	Petrol Tank, less all fittings	1, 16H, 18, 19, 20, 50 & 55	6	2	6
3724	Petrol Tank, less all fittings (Panel type)	1, 16H, 18, 19, 20, 50 & 55	6	2	6
3725	Petrol Tank, less all fittings, Gate Change	1, 16H, 18, 19, 20, 50 & 55	6	2	6
3726	Petrol Tank, less all fittings, Gate Change (Panel type)	1, 16H, 18, 19, 20, 50 & 55	6	2	6
3727	Petrol Tank, less all fittings	CS1, ES2 & CJ	6	2	6
3728	Petrol Tank, less all fittings (Panel type)	CS1, ES2 & CJ	6	2	6
3729	Petrol Tank, less all fittings, Gate change	CS1, ES2 & CJ	6	2	6
3730	Petrol Tank, less all fittings, Gate change (Panel type)	CS1, ES2 & CJ	6	2	6
3731	Petrol Tank Platform Packing Washer (Steel)	All Models			2
3732	Petrol Tank Platform Rubber Washer	1, 16H, 18, 19, 20, CS1, ES2, CJ, 50 & 55 ...			3
3733	Petrol Tank Attachment Bolt	All Models			4
3734	Petrol Tank Attachment Bolt Rubber Washer	1, 16H, 18, 19, 20, CS1, ES2, CJ, 50 & 55 ... Front only 30 & 40			5
3735	Petrol Tank Attachment Bolt Rubber Washer Steel Cup	1, 16H, 18, 19, 20, CS1, ES2, CJ, 50 & 55 ... Front only 30 & 40			3
8800	Petrol Tank Platform Rubber Washer (front only)... ..	30 & 40			3
3576	Petrol Tank, less all fittings	30 & 40	6	17	6
3577	Petrol Tank Filler Cap	1, 16H, 18, 19, 20, ES2, CS1, CJ, 50 & 55 ...			8 6
3578	Petrol Tank Filler Cap	30 & 40			8 6
3579	Knee Grips (per pair)	All Models			6 6
3580	Knee Grip, right-hand, for Gate Change	1, 16H, 18, 19, 20, ES2, CS1, CJ, 50 & 55 ...			3 3
9325	Petrol Tap	1, 16H, 18, 19, 20, ES2, CS1, CJ, 50 & 55 ...			2 0
3284	Petrol Tap	30 & 40			3 6
9326	Petrol Tap Washer	1, 16H, 18, 19, 20, ES2, CS1, CJ, 50 & 55 ...			1
3285	Petrol Tap Washer	30 & 40			4
9327	Petrol Tank Packing Rubber	All Models			1 0
3288	Petrol Feed Pipe complete with Union Nuts and Nipples	1 & 16H			5 6
3289	Petrol Feed Pipe complete with Union Nuts and Nipples, left-hand	18, 20, ES2, CS1, 50, 55			3 3
8801	Petrol Feed Pipe complete with Union Nuts and Nipples, right-hand... ..	18, 19, 20, ES2, CS1, CI, 50 & 55			3 3

PETROL AND OIL TANKS—continued.

Part No.		For Models	£	s.	d.
3291	Petrol Feed Pipe complete with Union Nuts and Nipples, left-hand	19	■	■	■
3293	Petrol Feed Pipe complete with Union Nuts and Nipples, left-hand	CJ	■	■	■
3295	Petrol Feed Pipe complete with Union Nuts and Nipples (Flexible type)	30 & 40	5	0	0
3581	Oil Tank, less all fittings	1, 16H, 18, 19 & 20	2	5	0
3582	Oil Tank, less all fittings	ES2, CS1 & CJ	2	5	0
3583	Oil Tank, less all fittings	50 & 55	2	5	0
3584	Oil Tank, less all fittings	30 & 40	2	15	0
3585	Oil Tank, less all fittings (Racing type)... ..	30 & 40	2	17	6
3586	Oil Tank Filler Cap	1, 16H, 18, 19, 20, ES2, CS1, CJ, 50 & 55	8	6	
3587	Oil Tank Filler Cap	30 & 40	8	6	
3588	Oil Tank Union and Filter... ..	1, 16H, 18, 19, 20, ES2, CS1, CJ, 50 & 55	3	6	
3589	Oil Tank Union Washer	1, 16H, 18, 19, 20, ES2, CS1, CJ, 50 & 55			3
3590	Oil Tank Top Attachment Clip	1, 16H, 18, 19, 20, ES2, CS1, CJ, 50 & 55			9
8949	Oil Tank Delivery Pipe with Union Nuts and Nipples	1, 16H, 18, 19 & 20	3	9	
8950	Oil Tank Delivery Pipe with Union Nuts and Nipples	ES2	3	9	
8951	Oil Tank Delivery Pipe with Union Nuts and Nipples	50 & 55	3	9	
3306	Oil Tank Delivery Pipe with Union Nuts and Nipples	CS1	3	9	
3307	Oil Tank Delivery Pipe with Union Nuts and Nipples	CJ	3	9	
3308	Oil Tank Delivery Pipe with Union Nuts and Nipples (Flexible type)	30 & 40	8	6	
8952	Oil Tank Return Feed Pipe with Union Nuts and Nipples	1, 16H, 18, 19 & 20	3	9	
8953	Oil Tank Return Feed Pipe with Union Nuts and Nipples	ES2	3	9	
8954	Oil Tank Return Feed Pipe with Union Nuts and Nipples	50 & 55	3	9	
3310	Oil Tank Return Feed Pipe with Union Nuts and Nipples	CS1	3	9	
3311	Oil Tank Return Feed Pipe with Union Nuts and Nipples	CJ	3	9	
3312	Oil Tank Return Feed Pipe with Union Nuts and Nipples (Flexible type)	30 & 40	6	6	
9343	Oil Tank Attachment Clip Pin (Mudguard Bridge)	1, 16H, 18, 19, 20, ES2, CS1, CJ, 50, 55, 30, 40			5
3313	Oil Tank Attachment Clip (Mudguard Bridge)	30 & 40	1	6	
3314	Oil Tank Platform Pin and Nut	1, 16H, 18, 19, 20, ES2, CS1, CJ, 50, 55, 30, 40			5
3315	Oil Tank Air Release Pipe	1, 16H, 18, 19, 20, ES2, CS1, CJ, 50 & 55	2	0	
3316	Oil Tank Air Release Pipe	30 & 40	2	0	
8802	Oil Tank Drain Plug	1, 16H, 18, 19, 20, ES2, CS1, CJ, 50 & 55			3
8803	Oil Tank Drain Plug Washer	1, 16H, 18, 19, 20, ES2, CS1, CJ, 50 & 55			1
GEAR BOX.					
3591	Gear Box Shell	All Models	3	9	6
3592	Gear Box Cover (Foot Change)	All Models	1	7	6
3593	Gear Box Cover (Gate Change)	1, 16H, 18, 19, 20, ES2, CS1, CJ, 50 & 55	17	6	
3594	Paper Washer	All Models			2
3595	Gear Box Cover Stud	All Models			3
3596	Gear Box Cover Stud Nut... ..	All Models			3

GEAR BOX—continued.

Part No.		For Models	£	s.	d.
9663	Gear Box Cover Spring Washer... ..	All Models			1
3597	Main Gear Wheel Sleeve Bearing Rollers (per set of 13)	All Models	1	9	
3598	Main Gear Wheel Sleeve Bearing Roller Retaining Washer	All Models			3
3896	Main Gear Bronze Bush (<i>not illustrated</i>) ...	All Models	3	6	
9664	Main Gear Wheel Bearing complete	All Models	13	6	
9665	Oil Retaining Steel Washer, fitted between Main Bearing and Main Gear Wheel ...	All Models			1
9666	Oil Retaining Washer, fitted between Shell and Main Bearing	All Models			1
9667	Main Axle R.H. Bearing	All Models	8	9	
9668	Layshaft L.H. Bearing	All Models	11	6	
3318	Main Axle	1, 16H, 18, 19, 20, ES2, CS1, CJ, 50 & 55 ...	14	3	
3319	Main Axle	30 & 40	17	6	
9672	Layshaft	1, 16H, 18, 19, 20, ES2, CS1, CJ, 50 & 55 ...	13	9	
3320	Layshaft	30 & 40	15	0	
9673	Main Gear Wheel, with Bronze Bush fitted ...	1, 16H, 18, 19, 20, ES2, CS1, CJ, 50 & 55 ...	17	6	
3321	Main Gear Wheel, with Bronze Bush fitted ...	30 & 40	1	2	6
9674	Main Axle Thrust Washer	All Models	1	8	
9675	Main Axle Sliding Pinion... ..	1, 16H, 18, 19, 20, ES2, CS1, CJ, 50 & 55 ...	11	0	
3322	Main Axle Sliding Pinion	30 & 40	13	4	
9676	Main Axle Free Pinion	1, 16H, 18, 19, 20, ES2, CS1, CJ, 50 & 55 ...	8	3	
3323	Main Axle Free Pinion	30 & 40	10	0	
9677	Main Axle Pinion	1, 16H, 18, 19, 20, ES2, CS1, CJ, 50 & 55 ...	4	6	
3324	Main Axle Pinion	30 & 40	5	3	
9678	Layshaft Pinion	1, 16H, 18, 19, 20, ES2, CS1, CJ, 50 & 55 ...	5	6	
3325	Layshaft Pinion	30 & 40	6	6	
9679	Layshaft Free Pinion	1, 16H, 18, 19, 20, ES2, CS1, CJ, 50 & 55 ...	8	3	
3326	Layshaft Free Pinion	30 & 40	10	0	
9680	Layshaft Sliding Pinion	1, 16H, 18, 19, 20, ES2, CS1, CJ, 50 & 55 ...	12	6	
3327	Layshaft Sliding Pinion	30 & 40	15	6	
9681	Low Gear and Kickstarter Wheel, with Bronze Bush fitted	1, 16H, 18, 19, 20, ES2, CS1, CJ, 50 & 55 ...	11	0	
3328	Low Gear and Kickstarter Wheel, with Bronze Bush fitted	30 & 40	13	4	
9682	Bronze Bush for Low Gear and Kickstarter Wheel	All Models			10
9683	Striker Fork	All Models	3	3	
9684	Striker Fork Shaft	All Models	1	8	
9686	Cam Plate	All Models	8	3	
9687	Cam Plate Spindle	All Models	3	3	
9688	Cam Plate Quadrant with Spindle	All Models	6	6	
9689	Cam Plate Spindle Washer	All Models			3
9690	Cam Plate Spring Washer... ..	All Models			1
9691	Cam Plate Spindle Bolt	All Models			1
9692	Cam Plate Quadrant Lever	All Models	2	9	
9693	Cam Plate Quadrant Lever (Gate Control) ...	1, 16H, 18, 19, 20, ES2, CS1, CJ, 50 & 55 ...	2	9	
3599	Indexing Plunger	All Models			3
3600	Indexing Plunger Bush	All Models	1	2	
3601	Indexing Plunger Spring	All Models			2
3602	Kick Starter Axle with Bronze Bush fitted ...	All Models	13	9	
3810	Kickstarter Axle Cork Washer	All Models			2
9699	Kickstarter Pawl	All Models	1	4	
9700	Kickstarter Pawl Pin	All Models			4



GEAR BOX—continued.

Part No.		For Models	£	s.	d.
3603	Kickstarter Return Spring Cover	All Models	2	6	
9702	Kickstarter Crank Bolt	All Models			3
3604	Kickstarter Crank	All Models	13	6	
3605	Kickstarter Crank Rubber...	All Models	1	0	
9704	Kickstarter Cam	All Models			4
9705	Kickstarter Rivet	All Models			1
9706	Kickstarter Stop Piece	All Models			5
3606	Kickstarter Bush	All Models	2	3	
9708	Kickstarter Pawl Spring	All Models			2
9709	Kickstarter Pawl Spring Plunger	All Models			4
3607	Kickstarter Return Spring	All Models	1	2	
9711	Spring Washer for Kickstarter Crank Bolt	All Models			1
9712	Axle Sprocket, 19T	All Models	11	0	
9714	Axle Sprocket Locking Nut	All Models			10
9715	Axle Sprocket Locking Plate	All Models			5
9716	Axle Sprocket Locking Screw	All Models			1
3331	Axle Nut	All Models			6
3332	Axle Nut Lock Washer	All Models			1
3608	Clutch Worm	All Models	2	0	
3609	Clutch Worm Nut	All Models	5	6	
3610	Clutch Worm Nut Dust Cap	All Models	1	8	
9744	Felt Washer for Clutch Nut	All Models			2
3611	Clutch Worm Lever...	All Models	2	9	
9746	Clutch Worm Lever Bolt	All Models			2
3612	Clutch Rod	All Models			11
3613	Thrust Pin	All Models			11
3335	Clutch Back Plate	All Models	2	3	
3336	Clutch Roller Cage, with rollers	All Models	3	6	
3337	Clutch Sprocket with Inserts	All Models	1	2	6
3338	Clutch Body	All Models	18	6	
3339	Clutch Body Back Cover Plate	All Models	2	3	
3340	Clutch Body Centre	All Models	8	6	
3341	Clutch Body Centre Rubber Buffers, large (per set)	All Models	3	0	
3342	Clutch Body Centre Rubber Buffers, small (per set)	All Models	3	0	
3343	Clutch Body Front Cover Plate	All Models	3	0	
3344	Clutch Body Front Cover Plate Retaining Screw	All Models			1
3345	Clutch Plate	All Models	2	9	
3346	Clutch Friction Plate with Inserts	All Models	5	6	
3854	Clutch Friction Plate Inserts (per doz.)	All Models	2	0	
3855	Clutch Sprocket Inserts (per doz.)	All Models	2	0	
3347	Clutch Plate Cover	All Models	3	0	
3348	Clutch Outer Plate	All Models	2	9	
3349	Clutch Plate Retaining Clip Ring	All Models			9
3350	Clutch Spring...	All Models			4
3351	Clutch Spring Box	All Models			6
3352	Clutch Spring Stud	All Models			9
3353	Clutch Spring Stud Nut	All Models			2
3354	Clutch Spring Screw	All Models			1
3614	Gear Control Rod and Connection (Foot Change)	All Models	2	0	
3615	Gear Control Rod Connection (Foot Change)...	All Models	1	2	
9448	Gear Box Control Rod Connection Pin	All Models			2
9449	Gear Box Control Rod Connection Washer	All Models			1
9450	Gear Box Control Rod Connection Split Pin...	All Models			1
3617	Gear Box Top Suspension Bolt	All Models	2	0	
3618	Gear Box Top Suspension Bolt Nut	All Models	1	0	
3619	Gear Box Bottom Bolt	All Models	1	3	
3620	Gear Box Bottom Bolt Nut	All Models	1	3	
9466	Gear Box Front Chain Adjuster Plate	All Models	1	0	
9467	Gear Box Front Chain Adjuster Plate Pin	All Models			6
9468	Gear Box Front Chain Adjuster Plate Stud	All Models	1	0	
9469	Gear Box Front Chain Adjuster Plate Nut	All Models			4

GEAR BOX GATE-CHANGE CONTROL PARTS.

Part No.		For Models	£	s.	d.
3365	Gear Box Change Speed Lever Quadrant ...	1, 16H, 18, 19, 20, ES2, CS1, CJ, 50 & 55 ...	4	0	
9474	Gear Box Change Speed Lever Quadrant Fixing Pins ...	1, 16H, 18, 19, 20, ES2, CS1, CJ, 50 & 55 ...			3
9475	Gear Box Change Speed Lever Knob ...	1, 16H, 18, 19, 20, ES2, CS1, CJ, 50 & 55 ...			10
3366	Gear Box Change Speed Lever Knob Washer	1, 16H, 18, 19, 20, ES2, CS1, CJ, 50 & 55 ...			2
3367	Gear Box Change Speed Lever with Knob ...	1, 16H, 18, 19, 20, ES2, CS1, CJ, 50 & 55 ...	8	6	
9477	Gear Box Change Speed Lever Knob Fixing Screw ...	1, 16H, 18, 19, 20, ES2, CS1, CJ, 50 & 55 ...			2
9478	Gear Box Change Speed Lever Fulcrum Pin and Nut ...	1, 16H, 18, 19, 20, ES2, CS1, CJ, 50 & 55 ...			9
9479	Gear Box Change Speed Lever Fulcrum Pin Spring Washer ...	1, 16H, 18, 19, 20, ES2, CS1, CJ, 50 & 55 ...			2
3368	Gear Box Control Rod ...	1, 16H, 18, 19, 20, ES2, CS1, CJ, 50 & 55 ...	1	2	
9481	Gear Box Control Rod Connection with Pin and Split Cotter (Top or Bottom) ...	1, 16H, 18, 19, 20, ES2, CS1, CJ, 50 & 55 ...	1	2	
9482	Gear Box Control Rod Connection Locknuts	1, 16H, 18, 19, 20, ES2, CS1, CJ, 50 & 55 ...			2

POSITIVE STOP FOOT CHANGE PARTS.


3621	Control Lever ...	All Models ...	6	6	
3622	Control Cover Fixing Screws ...	All Models ...			3
3623	Control Gear Indicator ...	All Models ...	1	3	
3624	Control Gear Indicator Securing Bolt ...	All Models ...	1	0	
8955	Gear Lever with Rubber ...	All Models ...	10	0	
3626	Gear Lever Rubber ...	All Models ...	1	3	
3627	Gear Lever Securing Bolt ...	All Models ...			4
3628	Return Spring Cover Plate ...	All Models ...	2	0	
3629	Return Spring for Pawl Carrier ...	All Models ...			8
3630	Stop Stud for Pawl Carrier ...	All Models ...			9
3631	Stop Stud Nut for Pawl Carrier ...	All Models ...			2
3632	Peg for Pawl Carrier ...	All Models ...			2
3633	Pawl Carrier ...	All Models ...	6	6	
3634	Pawl Carrier Spacing Washer ...	All Models ...			1
3635	Pawl Carrier Felt Washer ...	All Models ...			3
3636	Pawl (Plain) ...	All Models ...	2	0	
3637	Pawl (Forked) ...	All Models ...	2	0	
3638	Pawl Return Spring ...	All Models ...			6
3639	Pawl Pin ...	All Models ...			9
3640	Pawl Pin Nut ...	All Models ...			2
3641	Ratchet Plate ...	All Models ...	8	6	
3642	Cam Plate ...	All Models ...	2	0	
3643	Cam Plate Plunger ...	All Models ...			3
3644	Cam Plate Plunger Bush ...	All Models ...	1	2	
3645	Cam Plate Plunger Spring ...	All Models ...			2
3646	Ratchet Lever ...	All Models ...	2	6	
9689	Ratchet Lever Securing Bolt Washer ...	All Models ...			3
9690	Ratchet Lever Securing Bolt Spring Washer ...	All Models ...			1
9691	Ratchet Lever Securing Bolt ...	All Models ...			1

WHEEL AND HUB PARTS.

3736	Wheel, complete with Hub Shell only ...	1, 16H, 18, 19, 20, ES2, CS1, CJ, 50 & 55 ...	2	18	6
3737	Rear Wheel, complete with Hub Shell only ...	30 & 40 ...	2	18	6
3388	Front Wheel, complete with Hub Shell and Brake Drum ...	30 & 40 ...	3	2	6
9487	Wheel Spokes, Front or Rear (per set) ...	1, 16H, 18, 19, 20, ES2, CS1, CJ, 50 & 55 ...	4	0	
9488	Wheel Nipples, Front or Rear (per set) ...	1, 16H, 18, 19, 20, ES2, CS1, CJ, 50 & 55 ...	2	3	

WHEEL AND HUB PARTS—continued.

Part No.		For Models	£	s.	d.
3389	Wheel Spokes, Front, Near-side (per set) ...	30 & 40 ...		3	3
3390	Wheel Spokes, Front, Brake-side (per set) ...	30 & 40 ...		3	3
3391	Wheel Spokes, Rear (per set) ...	30 & 40 ...		6	6
3392	Wheel Nipples, Front or Rear (per set) ...	30 & 40 ...		2	3
3647	Wheel Rim, 26"×3.25" (Front or Rear)...	1, 16H, 18, 19, 20, ES2, CS1, CJ, 50 & 55 ...		12	6
3648	Wheel Rim, 27"×3" (Front) ...	30 & 40 ...		12	6
3649	Wheel Rim, 27"×3.25" (Rear) ...	30 & 40 ...		12	6
3738	Wheel Hub Shell only (Front or Rear)...	1, 16H, 18, 19, 20, ES2, CS1, CJ, 50 & 55 ...		18	6
	Rear Wheel Hub Shell only ...	30 & 40 ...			
3395	Front Hub Shell with Brake Drum only ...	30 & 40 ...	1	3	6
	Hub Shell Bearing Sleeve ...	1, 16H, 18, 19, 20, ES2, CS1, CJ, 50 & 55 ...		3	0
9491	Hub Shell Bearing Sleeve (Rear only)...	30 & 40 ...			
9492	Hub Bearing, Off-side (Front or Rear) ...	All Models ...		8	3
	Hub Bearing, Near-side (Front only) ...	30 & 40 ...			
9496	Hub Bearing, Near-side (Front or Rear) ...	1, 16H, 18, 19, 20, ES2, CS1, CJ, 50 & 55 ...		15	8
	Hub Bearing, Near-side (Rear only) ...	30 & 40 ...			
3739	Hub Bearing, Felt Washer (Front or Rear) ...	1, 16H, 18, 19, 20, ES2, CS1, CJ, 50 & 55 ...			4
	Hub Bearing Felt Washer (Rear, Near-side and Off-side), (Front, Near-side only) ...	30 & 40 ...			
3740	Hub Bearing Pen Steel Washer (Near-side, Front or Rear) ...	1, 16H, 18, 19, 20, ES2, CS1, CJ, 50 & 55 ...			2
	Hub Bearing Pen Steel Washer (Near-side, Rear only) ...	30 & 40 ...			
3741	Hub Bearing Felt Washer Steel Cup, Off-side (Front or Rear) ...	1, 16H, 18, 19, 20, ES2, CS1, CJ, 50 & 55 ...			3
	Hub Bearing Felt Washer Steel Cup, Off-side (Rear only) ...	30 & 40 ...			
3742	Hub Bearing Locking Washer, Off-side (Front or Rear) ...	1, 16H, 18, 19, 20, ES2, CS1, CJ, 50 & 55 ...		1	0
	Hub Bearing Locking Washer, Near-side (Front only), Off-side (Rear only) ...	30 & 40 ...			
8804	Hub Bearing Dust Cap, Near-side (Front or Rear) ...	1, 16H, 18, 19, 20, ES2, CS1, CJ, 50 & 55 ...			9
	Hub Bearing Dust Cap, Near-side (Rear only) ...	30 & 40 ...			
9494	Hub Bearing Felt Washer Steel Cup, Off-side (Front only) ...	30 & 40 ...			7
9497	Hub Bearing Dust Cap, Off-side (Front only) ...	30 & 40 ...			9
8805	Hub Bearing Felt Washer Steel Cup, Near-side (Front only) ...	30 & 40 ...			9
3775	Hub Bearing Cover (Front) ...	1, 16H, 18, 19, 20, ES2, CS1, CJ, 50 & 55 ...		1	6
	Hub Bearing Cover (Rear) ...	All Models ...			
9498	Hub Grease Nipple (Front or Rear) ...	All Models ...			7
9499	Hub Brake Shoe and Lining (Front or Rear) (per pair) ...	All Models ...		18	0
9500	Hub Brake Shoe Lining (Front or Rear) (per pair) ...	All Models ...		6	0
9501	Hub Brake Shoe Lining Rivets (Front or Rear) (per set) ...	All Models ...			6
9502	Hub Brake Shoe Return Spring (Front or Rear) ...	All Models ...			6
9503	Hub Brake Shoe Circlip (Front or Rear) ...	All Models ...			3
9504	Hub Brake Cam with Nut and Washer (Front or Rear) ...	All Models ...		3	6
9505	Hub Brake Cam Bush and Locknut (Front or Rear) ...	All Models ...		1	0
9506	Wheel Sleeve Nut (Front or Rear) ...	1, 16H, 18, 19, 20, ES2, CS1, CJ, 50 & 55 ...		1	6
	Wheel Sleeve Nut (Rear only) ...	30 & 40 ...			
9507	Front Hub Spindle ...	1, 16H, 18, 19, 20, ES2, CS1, CJ, 50 & 55 ...		2	6
3397	Front Hub Spindle ...	30 & 40 ...		5	6



WHEEL AND HUB PARTS—continued

Part No.		For Models	£	s.	d.
9508	Front Hub Spindle Distance Piece	1, 16H, 18, 19, 20, ES2, CS1, CJ, 50 & 55 ...			6
9509	Front Hub Spindle Nut	All Models	1	1	
9510	Front Hub Brake Plate Spacing Nut	1, 16H, 18, 19, 20, ES2, CS1, CJ, 50 & 55 ...			4
3743	Front Hub Brake Plate Locking Nut	All Models			6
9512	Front Hub Brake Plate	1, 16H, 18, 19, 20, ES2, CS1, CJ, 50 & 55 ...		7	9
3650	Front Hub Brake Plate (for Speedometer Attachment)	1, 16H, 18, 19, 20, ES2, CS1, CJ, 50 & 55 ...		7	9
3651	Front Hub Brake Plate (for Speedometer Attachment)	30 & 40	10	0	
3652	Front Hub Brake Shoe with Lining (Recessed for Speedometer Drive)... ..	All Models		9	0
3398	Front Hub Brake Plate	30 & 40	10	0	
9513	Front Hub Brake Drum	1, 16H, 18, 19, 20, ES2, CS1, CJ, 50 & 55 ...		18	0
9514	Front Hub Brake Cam Lever	All Models		1	0
9515	Rear Hub Spindle	All Models		3	6
9516	Rear Hub Spindle Distance Piece	All Models		1	0
9517	Rear Hub Brake Plate	1, 16H, 18, 19, 20, ES2, CS1, CJ, 50 & 55 ...		7	9
3399	Rear Hub Brake Plate	30 & 40	10	0	
9518	Rear Hub Brake Drum and Sprocket	All Models	1	10	0
9519	Rear Hub Brake Drum and Sprocket Sleeve Fork End Attachment	All Models		4	0
9520	Rear Hub Brake Drum and Sprocket Sleeve Distance Piece	All Models		1	0
9521	Rear Hub Brake Drum and Sprocket Sleeve Nut	All Models		1	1
9522	Rear Brake Plate Torque Arm	All Models		2	9
9523	Rear Brake Plate Torque Arm Stud	All Models		2	0
3400	Rear Brake Cam Lever	All Models		1	6
9525	Rear Brake Cam Lever Return Spring... ..	All Models			6
3811	Front Brake Drum Stud (<i>not illustrated</i>)	1, 16H, 18, 19, 20, ES2, CS1, CJ, 50 & 55 ...			6
3812	Rear Brake Drum Stud (<i>not illustrated</i>)	All Models			6
3813	Rear Chain Adjuster Bolt and Nut (<i>not illustrated</i>)	All Models		1	9

TRANSMISSION.

3401	Engine Sprocket	1, 16H, 18, 19, 20, ES2, 50 & 55		11	0
3402	Engine Sprocket	CS1, CJ, 30 & 40		11	0

NOTE.—PLEASE STATE SIZE SPROCKET REQUIRED WHEN ORDERING.

3403	Engine Sprocket Locknut... ..	1, 16H, 18, 19, 20, ES2, 50 & 55			6
3404	Engine Sprocket Locknut	CS1, CJ, 30 & 40			6
9531	Crankcase Breather, complete with Pipe	All Models		1	9
3405	Front Driving Chain	1 & 16H		12	6
3406	Front Driving Chain	18, 19, 20 & 40... ..		12	6
3407	Front Driving Chain	ES2, CS1 & 30		12	6
3408	Front Driving Chain	CJ, 50 & 55		12	6
9535	Rear Driving Chain	1, 16H, 18, 19, 20, ES2, CS1 & 30	1	1	6
3409	Rear Driving Chain	CJ, 40, 50 & 55	1	1	6
9536	Front Chain Spring Link	All Models			11
9537	Front Chain Cranked Link	All Models			16
9538	Rear Chain Spring Link	All Models			11
9539	Rear Chain Cranked Link... ..	All Models		1	6
3653	Front Chaincase, Inner Portion	1, 16H, 18, 19, 20, 50 & 55		1	12 0
3654	Front Chaincase, Inner Portion	ES2		1	12 0

TRANSMISSION—continued.

Part No.		For Models	£	s.	d.
3655	Front Chaincase, Inner Portion ...	CS1 & CJ ...	1	12	0
3412	Front Chaincase, Inner Portion ...	30 & 40 ...	1	12	0
3413	Front Chaincase, Outer Portion ...	1, 16H, 18, 19 & 20 ...	1	15	0
3414	Front Chaincase, Outer Portion ...	ES2 ...	1	15	0
3415	Front Chaincase, Outer Portion ...	CS1, CJ, 30 & 40 ...	1	15	0
3416	Front Chaincase, Outer Portion ...	50 & 55 ...	1	15	0
3417	Front Chaincase Rubber Sealing Washer ...	All Models ...		4	6
3418	Front Chaincase Drain Plug and Washer ...	All Models ...			7
9542	Front Chaincase Inspection Disc ...	All Models ...	1		0
3419	Front Chaincase Inspection Disc Rubber Washer ...	All Models ...			9
3420	Front Chaincase Inner Portion Crankcase Attachment Pin ...	All Models ...			4
3421	Front Chaincase Inner Portion Attachment Nut (for engine plate) ...	1, 16H, 18, 19, 20, 50 & 55 ...	1		9
3422	Front Chaincase Inner Portion Attachment Stud (for engine plate) ...	ES2, CS1, CJ, 30 & 40 ...	1		9
3423	Front Chaincase Inner Portion Attachment Bolt for above ...	All Models ...			4
3424	Front Chaincase Inner Portion Attachment Bolt Washer ...	All Models ...			1
3425	Front Chaincase Inner Portion Crankcase Rubber Washer ...	All Models ...	1		0
3426	Front Chaincase Inner Portion Gear Box Felt Washer ...	All Models ...			4
3427	Front Chaincase Inner Portion Footrest Tube Felt Washer ...	All Models ...			2
3428	Front Chaincase Outer Portion Securing Nut (Footrest Attachment) ...	All Models ...	1		2
3429	Front Chaincase Outer Portion Securing Nut Washer ...	All Models ...	1		0
8806	Rear Chainguard ...	1, 16H, 18, 19 & 20 ...	14		0
8807	Rear Chainguard ...	ES2 & CS1 ...	14		0
3431	Rear Chainguard ...	40... ...	14		0
3432	Rear Chainguard ...	30... ...	14		0
8808	Rear Chainguard ...	CJ... ...	14		0
8809	Rear Chainguard ...	50 & 55 ...	14		0
3435	Front Chaincase and Rear Chainguard Securing Pin ...	All Models ...			3
3660	Front Chaincase and Rear Chainguard Securing Pin Flat Washer ...	1, 16H, 18, 19, 20, ES2, CS1, CJ, 50 & 55 ...			2
9547	Rear Chainguard Rear Attachment Pin ...	All Models ...			3
3661	(Rear Chainguard Bottom Fixing Bolt and Nut (Mudguard Attachment) ...	1, 16H, 18, 19, 20, ES2, CS1, CJ, 50 & 55 ...			5

REAR BRAKE PARTS.

3437	Rear Brake Pedal ...	All Models ...	12		0
9549	Rear Brake Pedal Grease Nipple ...	All Models ...			7
9550	Rear Brake Pedal Adjuster and Locknut ...	All Models ...			9
3438	Rear Brake Pedal Pivot Bolt with Nut and Washer ...	1, 16H, 18, 19, 20, ES2, CS1, CJ, 50 & 55 ...	1		0
3439	Rear Brake Pedal Pivot Bolt with Nut and Washer ...	30 & 40 ...	1		6
3440	Rear Brake Rod ...	1, 16H, 18, 19, 20, ES2, CS1 ...	3		0
3441	Rear Brake Rod ...	CJ, 30, 40, 50 & 55 ...	3		0
3442	Rear Brake Pedal Jaw Joint with Pin and Split Cotter ...	All Models ...	2		3
3443	Rear Brake Adjuster ...	All Models ...	1		6

FOOTRESTS.

9556	Footrest Rubber ...	All Models ...	1		3
9557	Footrest Rubber Securing Bolt and Nut ...	All Models ...			5
9559	Footrest Pad Holder ...	All Models ...	2		9
9560	Footrest Rod ...	All Models ...	2		0

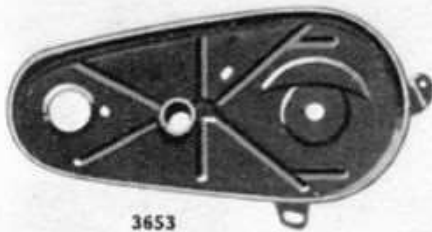
www.rpworld.co.uk

FOOTRESTS—continued

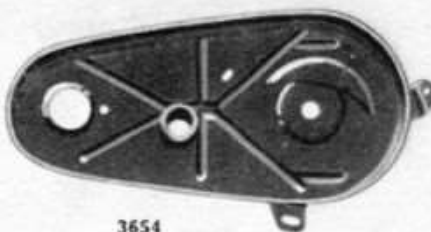
Part No.		For Models	£	s.	d.
9561	Footrest Rod Nut	All Models			5
9562	Footrest Serrated Hanger with Pad Holder Spindle	All Models		6	0
9563	Footrest Serrated Hanger only	All Models		4	10
9564	Footrest Serrated Hanger Spindle only	All Models		1	2
9565	Footrest Serrated Hanger Spindle Nut	All Models			3
8956	Rear Engine Plate, left-hand, with Footrest Tube... ..	1, 16H, 18, 19 & 20		9	6
8957	Rear Engine Plate, right-hand, with Footrest Tube... ..	1, 16H, 18, 19 & 20		9	6
8958	Rear Engine Plate, left-hand, with Footrest Tube... ..	ES2		9	6
8959	Rear Engine Plate, right-hand, with Footrest Tube... ..	ES2		9	6
3448	Rear Engine Plate, left-hand, with Footrest Tube... ..	CS1 & 30		9	6
3449	Rear Engine Plate, right-hand, with Footrest Tube... ..	CS1 & 30		9	6
3450	Rear Engine Plate, left-hand, with Footrest Tube... ..	CJ & 40... ..		9	6
3451	Rear Engine Plate, right-hand, with Footrest Tube... ..	CJ & 40... ..		9	6
8960	Rear Engine Plate, left-hand, with Footrest Tube... ..	50 & 55		9	6
8961	Rear Engine Plate, right-hand, with Footrest Tube... ..	50 & 55		9	6

FRAMES, MUDGUARDS, STANDS, ETC.

8962	Frame only with Ball Races	1, 16H, 18, 19 & 20	12	0	0
8963	Frame only with Ball Races	ES2	15	0	0
8964	Frame only with Ball Races	CS1	15	0	0
8965	Frame only with Ball Races	CJ... ..	15	0	0
8966	Frame only with Ball Races	30	15	0	0
8967	Frame only with Ball Races	40	15	0	0
8968	Frame only with Ball Races	50 & 55	12	0	0
9579	Frame Head Race, Top	1, 16H, 18, 19, 20, ES2, CS1, CJ, 50 & 55		1	6
3461	Frame Head Race, Top	30 & 40		1	6
9580	Frame Head Race, Bottom	1, 16H, 18, 19, 20, ES2, CS1, CJ, 50 & 55		1	6
3462	Frame Head Race, Bottom	30 & 40		1	6
9581	Frame Head Balls (per set)	All Models		2	0
3669	Prop Stand	1, 16H, 18, 19, 20, ES2, CS1, CJ, 50 & 55	12		6
3670	Prop Stand	30 & 40	12		6
3671	Prop Stand Frame Pivot Bolt	All Models		1	3
3672	Prop Stand Frame Pivot Bolt Nut	All Models			3
3673	Prop Stand Return Spring	1, 16H, 18, 19, 20, ES2, CS1, 30 & 40		1	0
3674	Prop Stand Return Spring	CJ, 50 & 55		1	0
3675	Frame Bush for Prop Stand Pivot Bolt	All Models		1	9
9582	Front Mudguard only with Front Number Plate Studs	1, 16H, 18, 19, 20, ES2, CS1, CJ, 50 & 55		10	0
3466	Front Mudguard only with Front Number Plate Studs	30 & 40		10	0
9583	Front Mudguard Stay, left or right-hand	1, 16H, 18, 19, 20, ES2, CS1, CJ, 50 & 55	6	1	
3467	Front Mudguard Stay	30 & 40		6	0
9584	Front Mudguard Stay Mudguard Attachment Pin and Nut	All Models			5
9585	Front Mudguard Stay Fork Attachment Pin... ..	All Models			3
9586	Front Mudguard Stand Attachment Bolt and Nut	All Models			6
9587	Front Number Plate	All Models		1	0
8815	Rear Number Plate	All Models		2	6



3653



3654




3412



3413



3414



3415

3418

9542

3419

3420

3421

3422

3423

3424

3425

3419

3426

3427

3428

3429

8806 8808
8507 8809




9549 9550

3438 3439

3435

3660



3437

9547

3661

9564



3440

3441

3442

3443

9564




9556



9557



9559



9560



9561



9562



9563



9665



8956



8957



8958



8959



3448



3449



3450



3451



8960



8961

9579

3461


9581

3669

3670

9580


3462




3671



3672



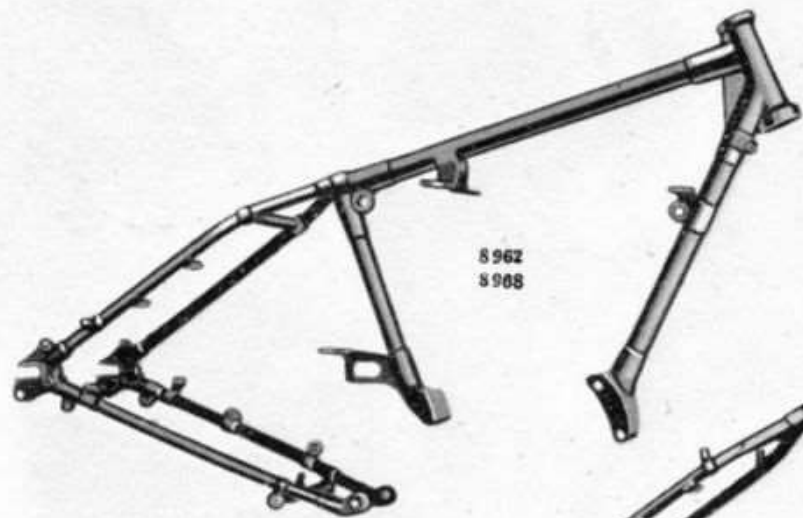
3673



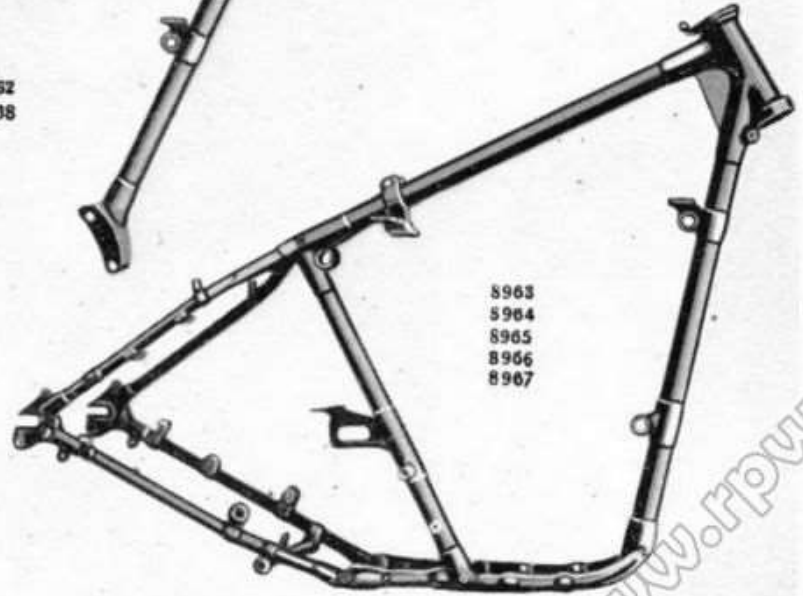
3674



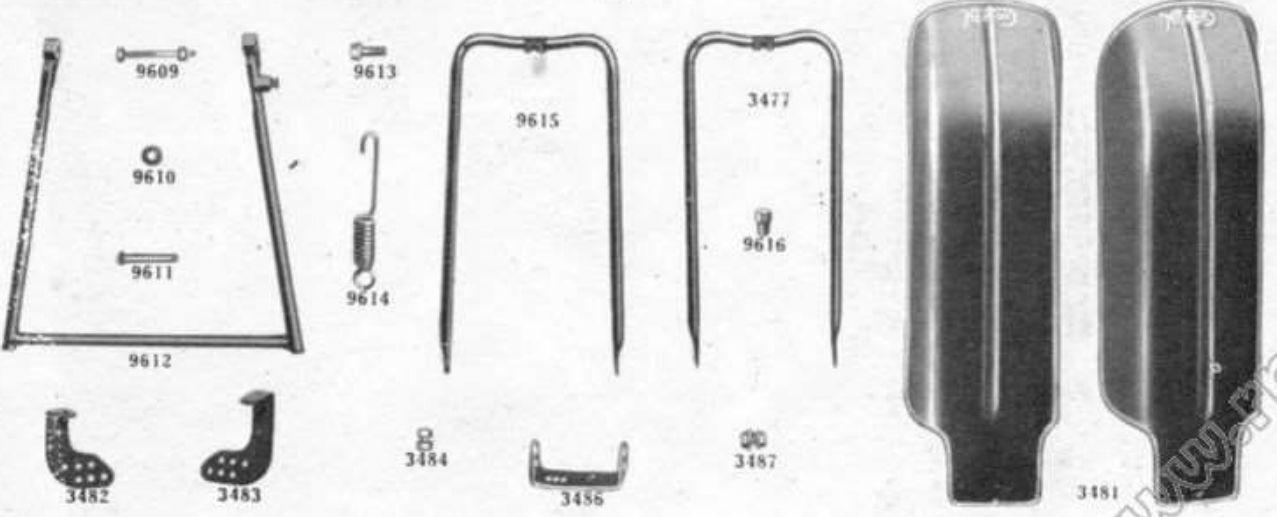
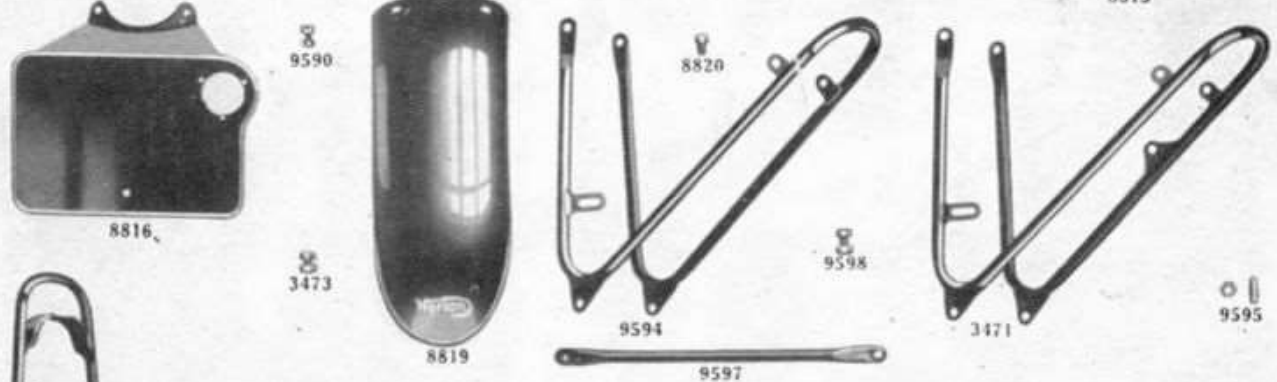
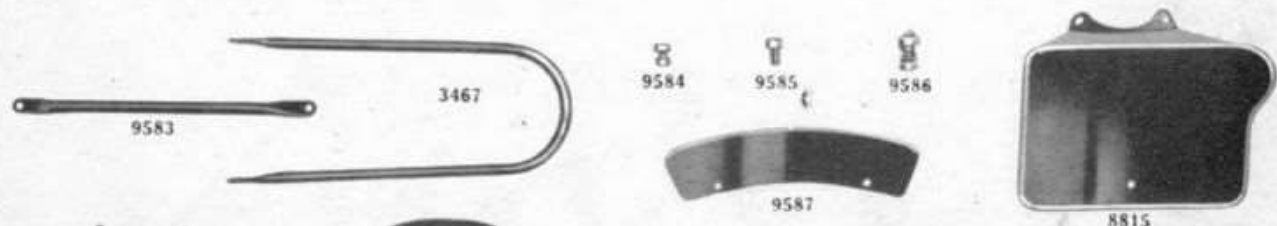

3675



8962
8968



8963
8964
8965
8966
8967



FRAMES, MUDGUARDS, STANDS, ETC.—continued.

Part No.		For Models	£	s.	d.
8816	Rear Number Plate for Lucas Electric Rear Lamp	All Models	2	6	
9590	Front Number Plate Attachment Pin and Nut	All Models			2
8817	Rear Mudguard complete	1, 16H, 18, 19, 20, ES2, CS1, CJ, 50 & 55 ...	10	0	
8818	Rear Mudguard	30 & 40	10	0	
8819	Rear Mudguard Bottom Portion... ..	1, 16H, 18, 19, 20, ES2, CS1, CJ, 50 & 55 ...	3	0	
8820	Rear Mudguard Bottom Portion Fixing Pins (each)	1, 16H, 18, 19, 20, ES2, CS1, CJ, 50 & 55 ...			5
9594	Rear Mudguard Stays and Lifting Handle ...	1, 16H, 18, 19, 20, ES2, CS1, CJ, 50 & 55 ...	10	0	
3471	Rear Mudguard Stays and Lifting Handle (with Lug for Upswept Exhaust Pipe)	1, 16H, 18, 19, 20, ES2, CS1, CJ, 50 & 55 ...	10	0	
9595	Rear Mudguard Stays and Lifting Handle Stud and Nut, Frame Attachment	1, 16H, 18, 19, 20, ES2, CS1, CJ, 50 & 55 ...			6
8821	Rear Mudguard Stays and Lifting Handle ...	30 & 40	10	0	
3473	Rear Mudguard Stays and Lifting Handle Attachment Pin and Nut	30 & 40			6
9597	Rear Mudguard Stay, left or right-hand ...	1, 16H, 18, 19, 20, ES2, CS1, CJ, 50 & 55 ...	1	9	
9598	Rear Mudguard Stay Pin and Nut, Mudguard Attachment	1, 16H, 18, 19, 20, ES2, CS1, CJ, 50 & 55 ...			5
3755	Tool Box	All Models	12	6	
9604	Tool Box Frame Attachment Bolt and Nut, Top	All Models			4
9605	Tool Box Frame Attachment Bolt and Nut, Bottom	All Models			4
8822	Saddle	1, 16H, 18, 19, 20, ES2, CS1, CJ, 50 & 55 ...	1	5	0
8823	Saddle Spring	1, 16H, 18, 19, 20, ES2, CS1, CJ, 50 & 55 ...	4	6	
3475	Saddle	30 & 40	1	10	0
3476	Saddle Spring	30 & 40	4	6	
9609	Saddle Spring Stud with Nuts	All Models			7
9610	Saddle Spring Pin Plain Washer... ..	All Models			1
9611	Saddle Front Anchor Bolt... ..	All Models			4
9612	Rear Stand	All Models	1	1	0
9613	Rear Stand Attachment Bolt	All Models			6
9614	Rear Stand Spring	All Models	1	6	
9615	Front Stand	1, 16H, 18, 19, 20, ES2, CS1, CJ, 50 & 55 ...	10	0	
3477	Front Stand	30 & 40	10	0	
9616	Front Stand Attachment Pin	All Models			5

TOOLS (not illustrated).

9617	Tyre Inflator with Connection	All Models	4	0	
9618	Tyre Inflator Connection	All Models	1	9	
9619	Tool Roll complete with Tools	1 & 16H	1	5	3
9620	Tool Roll complete with Tools	18, 19, 20, ES2, 50 & 55 ...	1	8	9
7X91	Tool Roll complete with Tools	CS1, CJ, 30 & 40	1	8	9
9621	6" Adjustable Spanner	All Models	3	6	
9622	½" Box Spanner and Tommy Bar	1 & 16H... ..	1	4	
9623	Double Ended Spanner	All Models	1	0	
9624	Screwdriver	All Models	1	3	
9625	Tappet Adjusting Spanners (per pair)	1 & 16H... ..	1	0	
9626	Rocker Adjusting Spanners (per pair)	18, 19, 20, ES2, 50 & 55 ...	1	0	
3478	Rocker Adjusting Spanners (per pair)	CS1, CJ, 30 & 40	1	0	
9628	Chain Rivet Extractor	All Models	3	3	
9629	Cylinder Head Nut Box Spanner	1 & 16H... ..	1	9	
9630	Wheel Nut Box Spanner	All Models	1	0	
8824	Sparking Plug Spanner	18, 19, 20, ES2, CS1, CJ, 30, 40, 50 & 55... ..	2	0	

LEGSIELDS.

3481	Leg shields complete with fittings (per set) ...	All Models	1	1	0
3482	Legshield Tank Attachment Plate, left-hand...	All Models		1	0
3483	Legshield Tank Attachment Plate, right-hand	All Models		1	0
3484	Legshield Tank Attachment Plate Pin and Nut	All Models			5
3486	Legshield Footrest Attachment Plate	All Models			9
3487	Legshield Footrest Attachment Plate Pin and Nut	All Models			5

www.fpw.it

www.pwv.it

